

Everything You Wanted to Know About Smart Agriculture

Keynote – OITS International Conference on Information Technology (OCIT 2023)

Raipur, India, 13-15 Dec 2023



Homepage:
www.smohanty.org

Prof./Dr. Saraju Mohanty
University of North Texas, USA.



Outline

- Need for Smart Agriculture
- Agriculture → Smart Agriculture
- Factors affecting type of crop
- Technologies used in Smart Agriculture
- Smart Agriculture – Case Studies
- Challenges and Issues in Smart Agriculture
- Smart Agriculture Applications
- Smart Agriculture & FL
- Supply chain- Practical Implementation
- Security and Privacy Challenges in Smart Agriculture

Smart Agriculture – Drivers → The Need

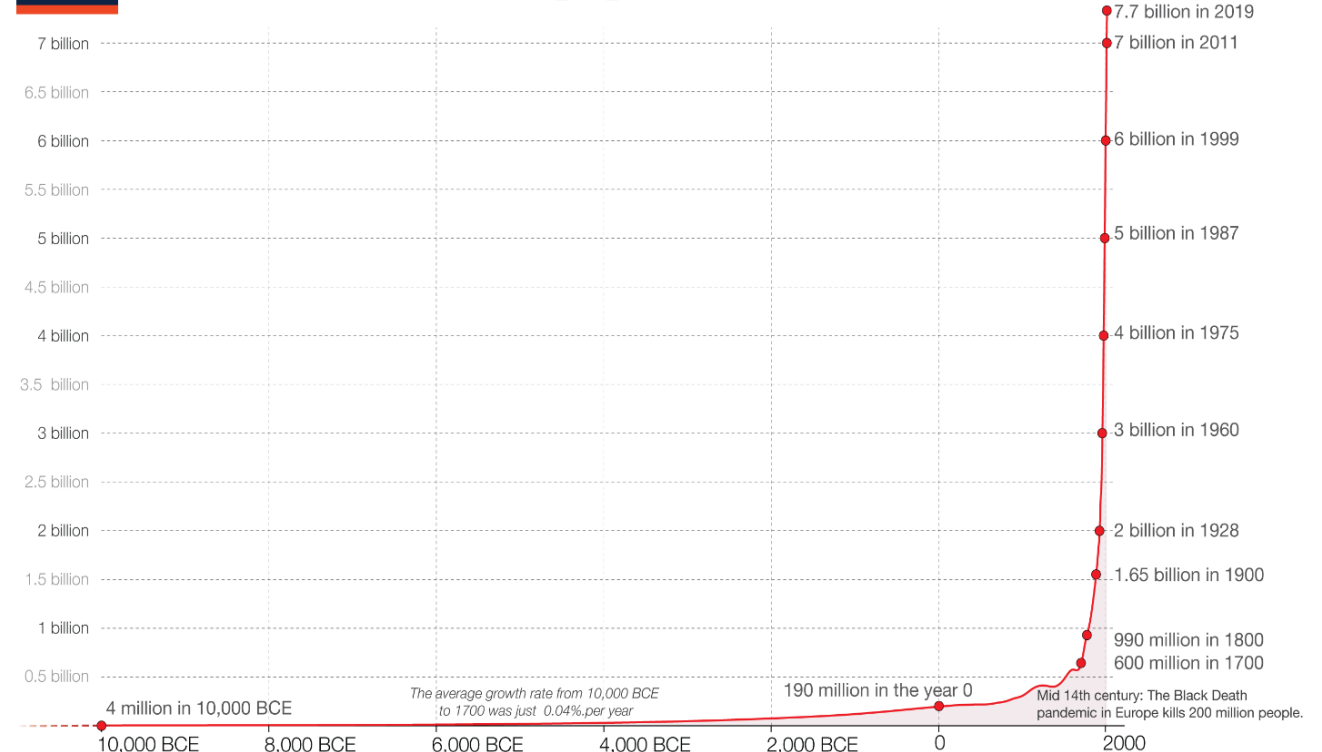


Global Population Explosion

- Global population expected to be **9 billion** by **2050** compared current population of **7.8 billion**.
- Population → Demand for natural resources → Demand for food
- **Need of the Time:** Make the agriculture utilize fewer natural resources, increase yield and make the farms climate independent.

Our World in Data

The size of the world population over the last 12,000 years



Based on estimates by the *History Database of the Global Environment (HYDE)* and the United Nations. On [OurWorldinData.org](https://ourworldindata.org) you can download the annual data. This is a visualization from [OurWorldinData.org](https://ourworldindata.org), where you find data and research on how the world is changing. Licensed under CC-BY-SA by the author Max Roser.

Image Source: <https://ourworldindata.org/world-population-growth>

World Hunger

- According to world hunger clock, 828 million people are under nourished.
- Controlling population is one way of tackling with raise in demand of food.
- Increase the agriculture production is one more remedy which can reduce World hunger.



Can we Have Any Crop, at Any Place?

- The factors determine the type of crop that can be farmed based on different environmental properties:
 - Climate
 - Elevation
 - Slope
 - Soil
 - Water availability
 - ...
 - ...



Any Crop, Any Place: Vicious Negative Feedback Cycle

- Land usage for other needs
 - ❑ Growth in population is causing the need for residential land which is reducing the amount of arable land available for farming.
 - ❑ Growth in population → Need for residential land
 - ❑ Growth in population → Demand for farm products
 - ❑ Demand for farm products → Need for farmland (Paradoxical)

Vicious Negative Feedback Cycle:

Population Increase → Increase in Need for Residential Land → Decrease in Farm Land → Increased Demand for Farm Products

Agricultural Land Reduction is a Global Crisis

Salination



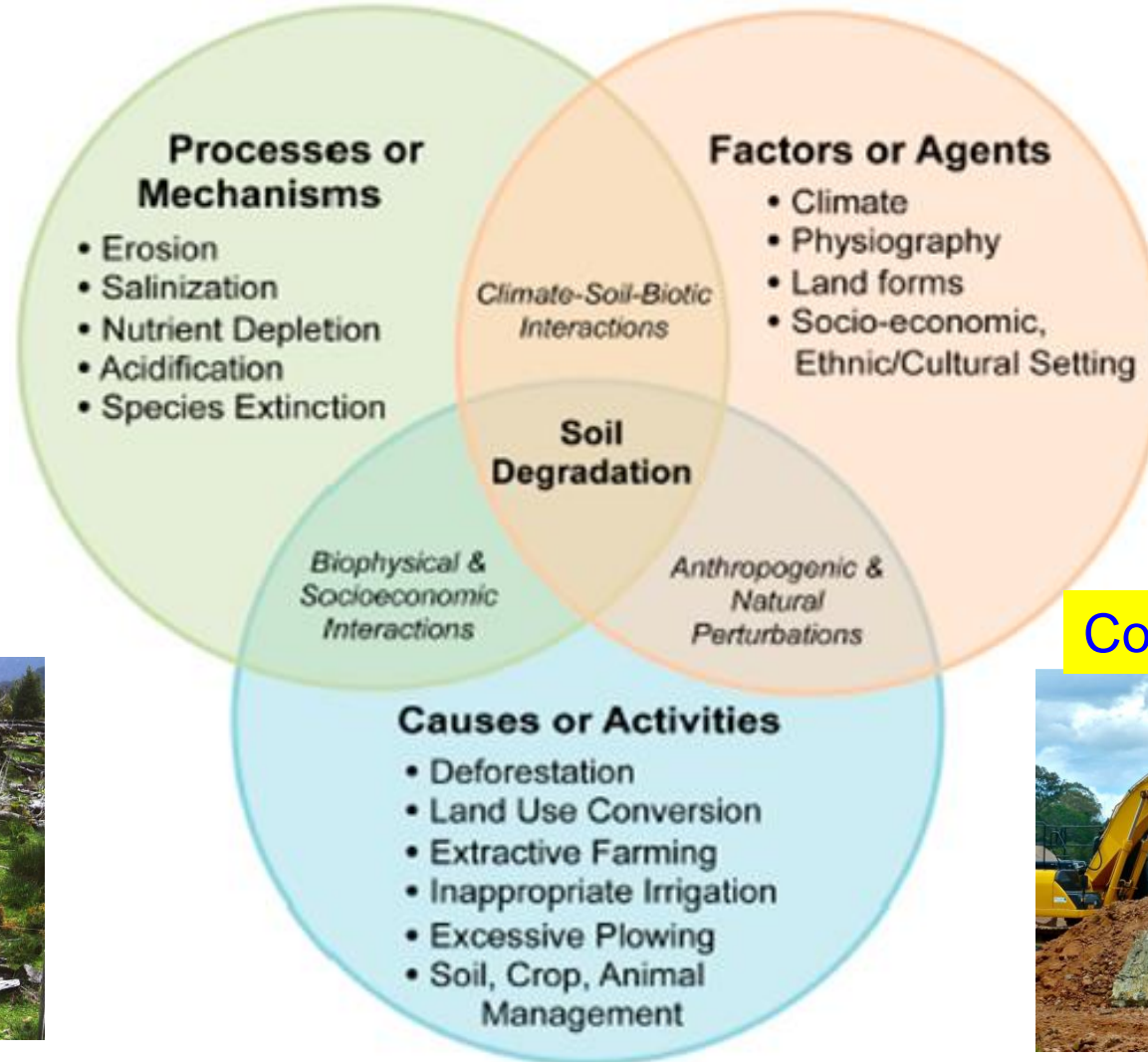
Soil Erosion



Deforestation



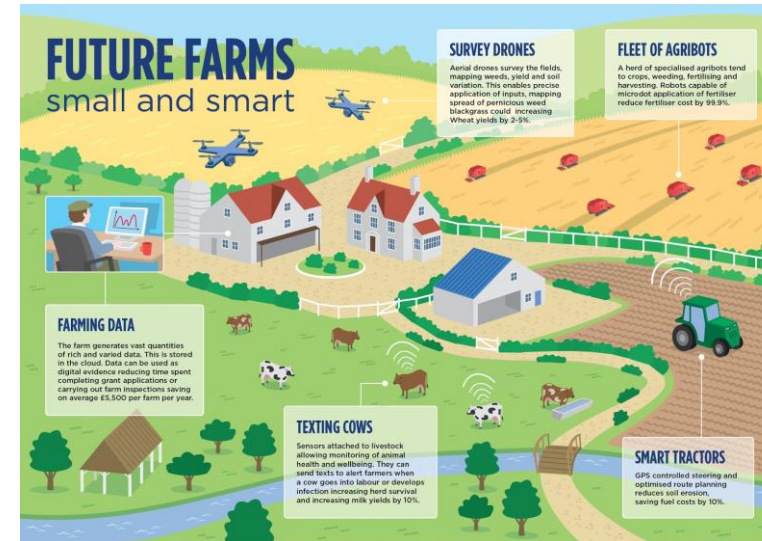
Construction on Farm Land



Source: <https://www.omegaonline.org/article-details/Restoration-of-Degraded-Agricultural-Land-A-Review/1928>

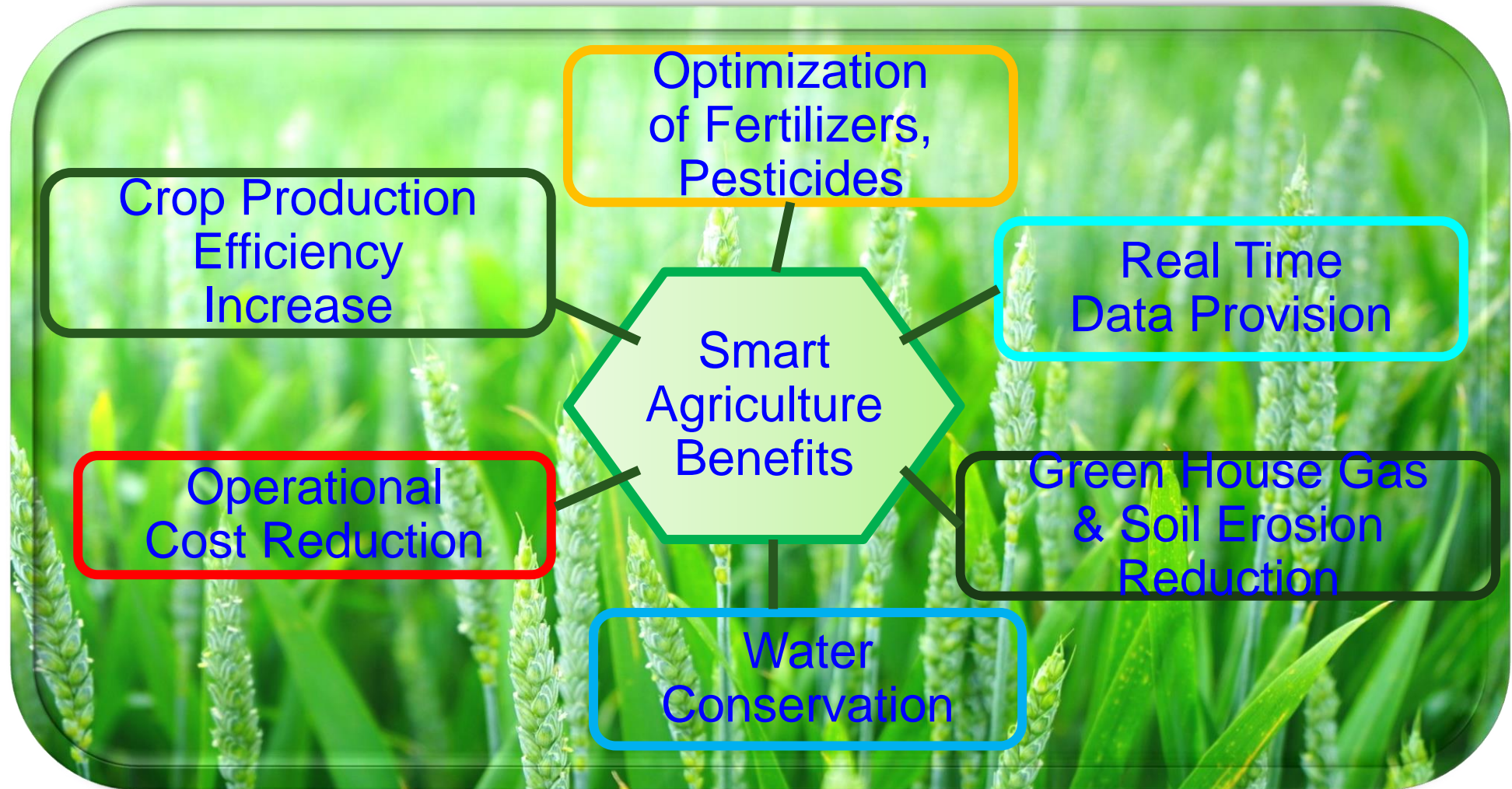
Solution → Smart Agriculture

- Population control techniques are in place and still have not effectively solving the food scarcity.
- Need to make farms climate and environment resistant.
- Finding ways to cultivate and produce reasonable yield in non-favorable conditions.
- Reduce need of resources such as farm area.



Agriculture or farming is the practice of cultivating plants and livestock.

Benefits of Smart Agriculture



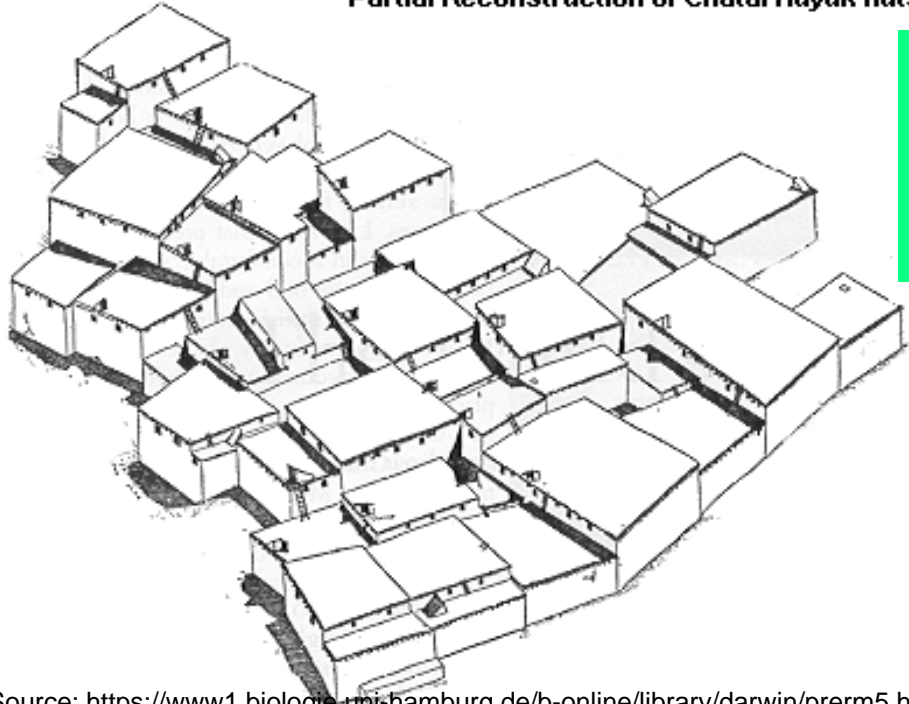
Source: A. Mitra, S. L. T. Vangipuram, A. K. Bapatla, V. K. V. V. Bathalapalli, **S. P. Mohanty**, E. Kougianos, and C. Ray, “Everything You wanted to Know about Smart Agriculture”, *arXiv Computer Science*, [arXiv:2201.04754](https://arxiv.org/abs/2201.04754), Jan 2022, 45-pages.

Agriculture → Smart Agriculture: Broad Overview



Cities and Villages - History

Partial Reconstruction of Chatal Huyuk huts



Source: <https://www1.biologie.uni-hamburg.de/b-online/library/darwin/prerm5.htm>
Based on a reconstruction by Orrin C. Shane III



- ✓ After 10,000 BC humans settled down in villages.
- ✓ Neolithic village at Chatal Huyuk in Anatolia (now Turkey) of area 13 hectors built in 7,000 BC.
- ✓ Partial reconstruction of the village gives an idea of buildings.

“First true cities arose in Mesopotamia, and in the Indus and Nile valleys sometime around 3500 BCE.”
-- LeGates and Stout 2016, The City Reader



Indus Valley Civilization
(3300 BCE to 1300 BCE)

Agriculture History



Agriculture or farming is the practice of cultivating plants and livestock.

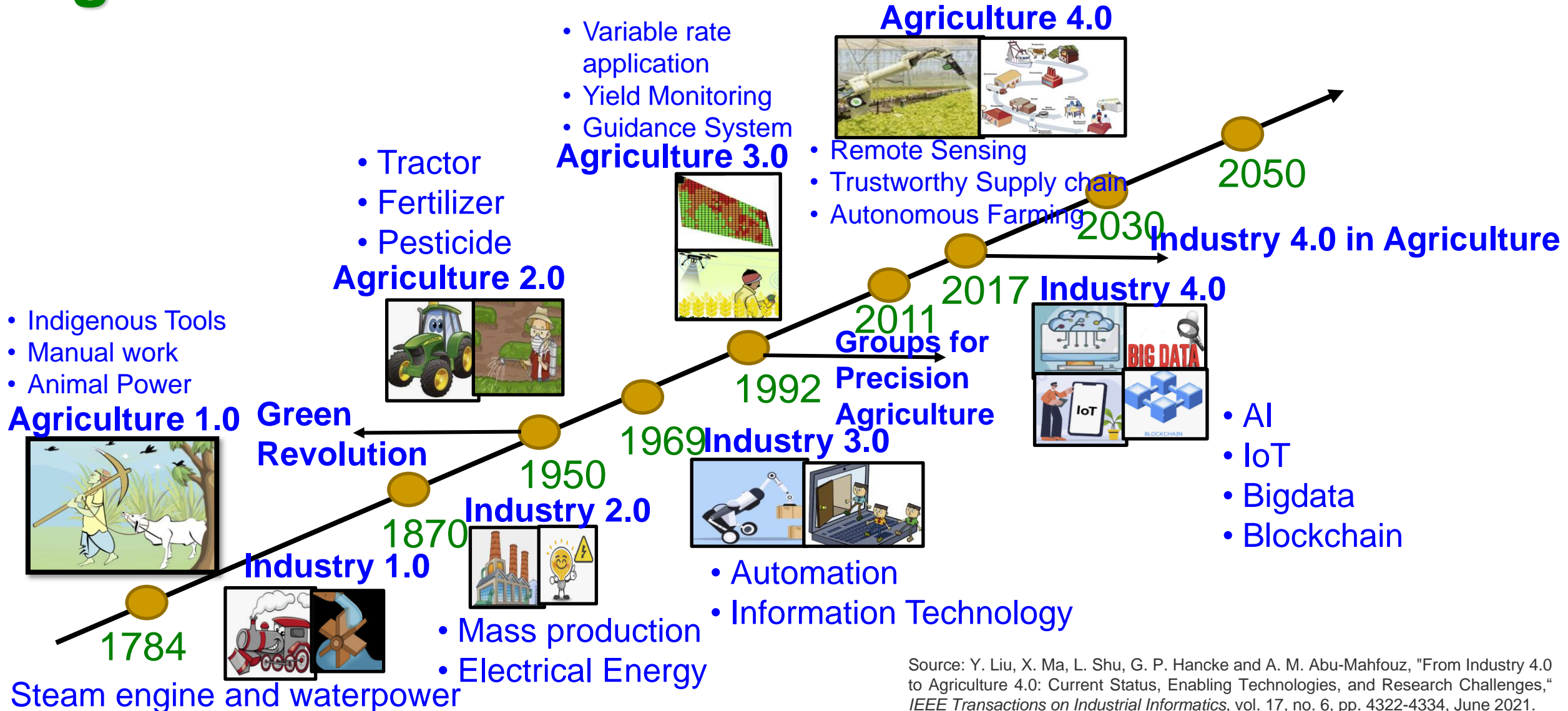
Agriculture played a Key Role in the growth of civilization.

Ancient Egypt
- 15th century BC (1500 BC to 1401 BC)

Agriculture is the Key Factor of Civilization

- 10,000 BC: Farming started by Ancient Egyptian Civilization on the Nile River.
- 9,000 BC: Indus Valley civilization started wheat and barley.
- 8,000 BC: Sumerians started to live in villages near the Tigris and Euphrates rivers and made a canal system for irrigation.
- 8,000 BC: Asian rice was domesticated on the Pearl River in southern China.
- 3,000 BC: Americas farmed squash, beans, and cacao.
- 2,500 BC: Animal-drawn plough in the Indus Valley Civilization.

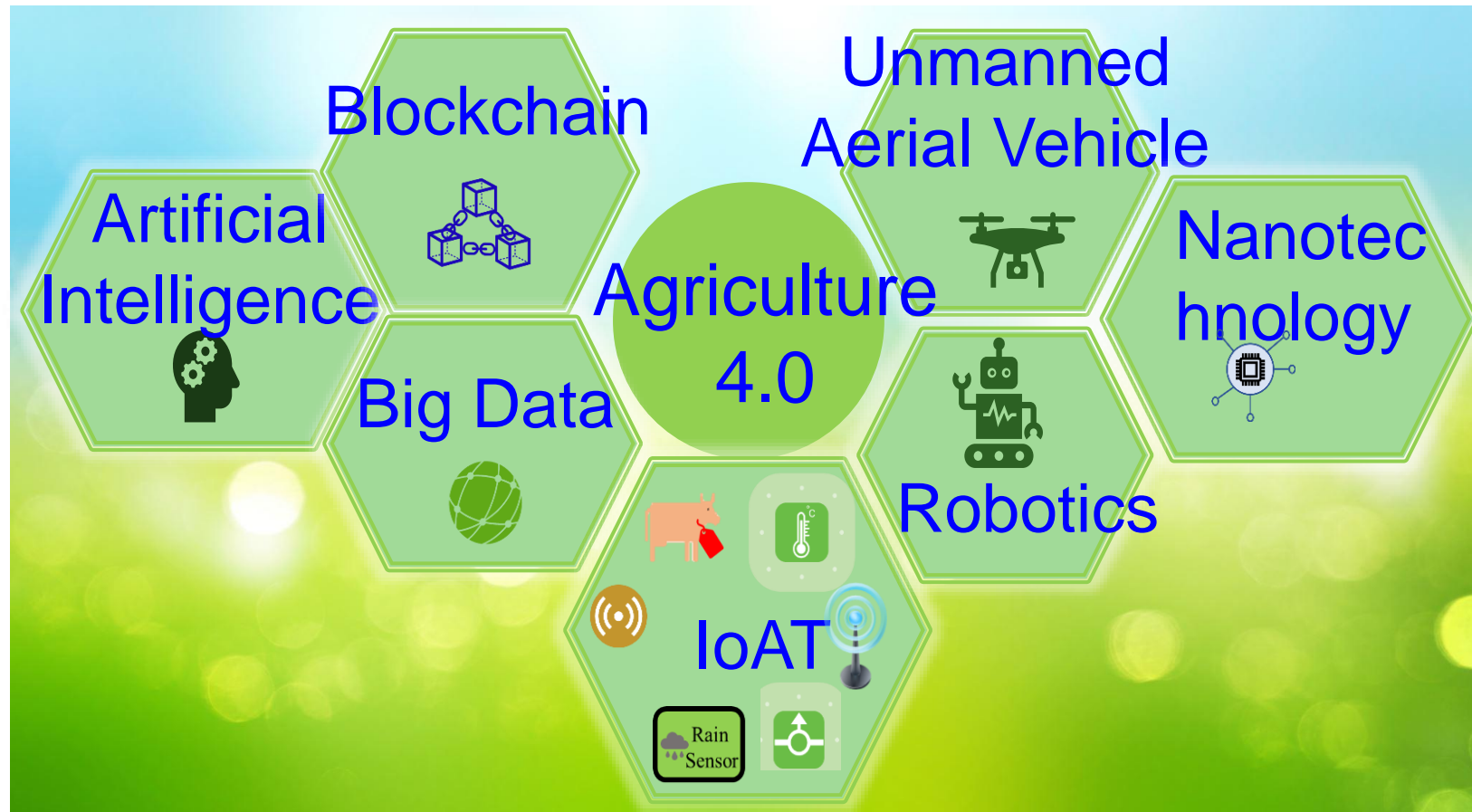
Agricultural Evolutions & Industrial Revolutions



Source: Y. Liu, X. Ma, L. Shu, G. P. Hancke and A. M. Abu-Mahfouz, "From Industry 4.0 to Agriculture 4.0: Current Status, Enabling Technologies, and Research Challenges," *IEEE Transactions on Industrial Informatics*, vol. 17, no. 6, pp. 4322-4334, June 2021.

Smart Agriculture (sAgriculture)

“Smart Agriculture” refers to the usage of technologies like Internet-of-Agro-Things (IoAT), AI, sensors, location systems, and robots on the farm to improve agricultural productivity while optimizing the human labor and land usage.



Source: A. Mitra, S. L. T. Vangipuram, A. K. Bapatla, V. K. V. V. Bathalapalli, **S. P. Mohanty**, E. Kougianos, and C. Ray, “Everything You wanted to Know about Smart Agriculture”, *arXiv Computer Science*, [arXiv:2201.04754](https://arxiv.org/abs/2201.04754), Jan 2022, 45-pages.

Agriculture to Smart Agriculture

■ Traditional agriculture:

- ❑ manual labor
- ❑ low productivity
- ❑ Climate dependency
- ❑ Limited by geography

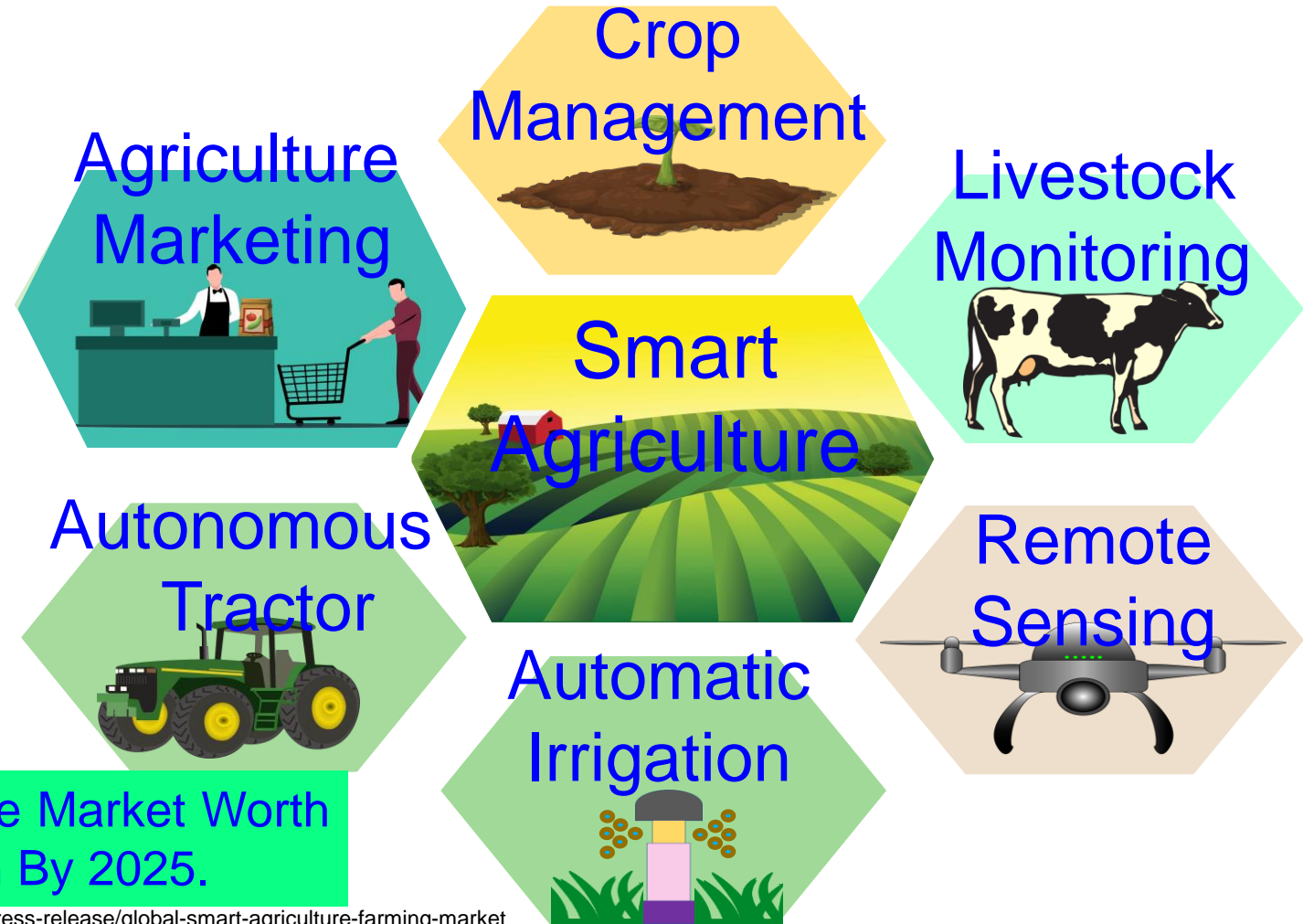
■ Smart Agriculture:

- ❑ Sustainable
- ❑ Intelligent
- ❑ Efficient
- ❑ Eco-friendly

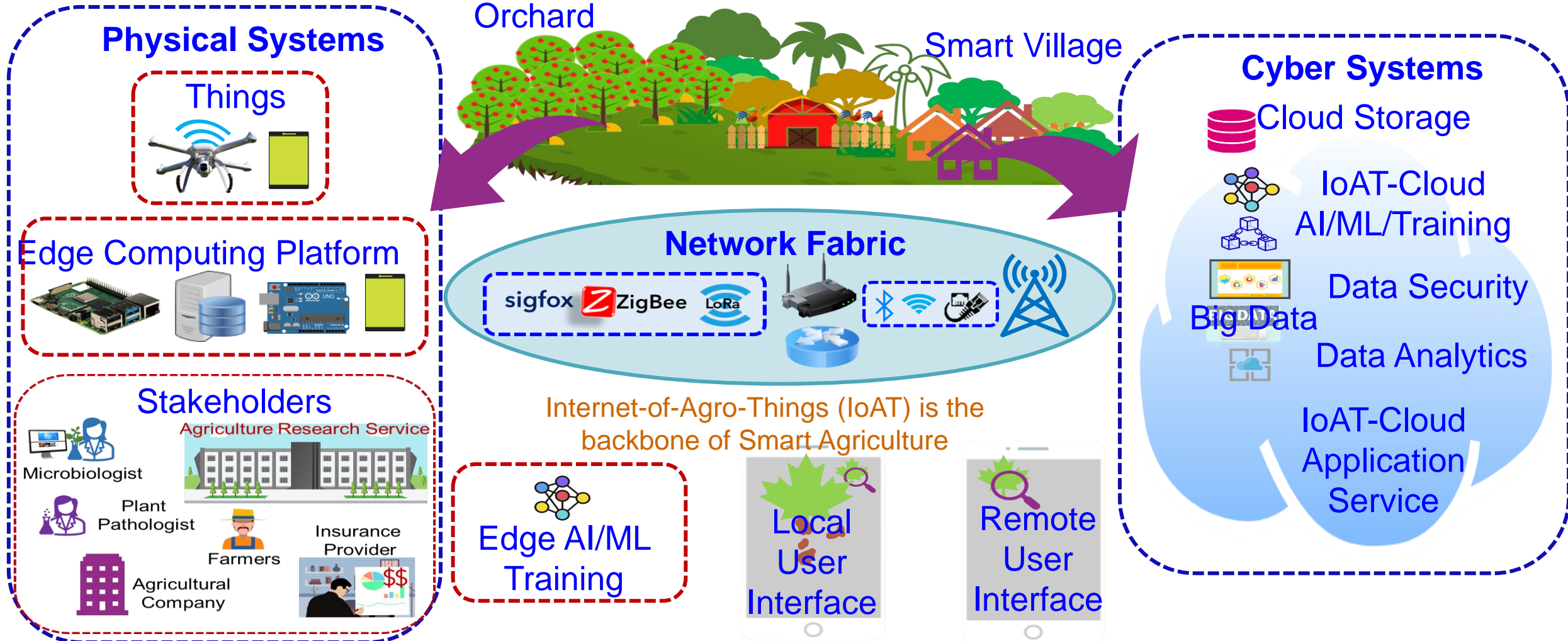
Smart Agriculture Market Worth
US\$18.21 Billion By 2025.

Sources: <http://www.grandviewresearch.com/press-release/global-smart-agriculture-farming-market>

Source: A. Mitra, S. L. T. Vangipuram, A. K. Bapatla, V. K. V. V. Bathalapalli, **S. P. Mohanty**, E. Kougianos, and C. Ray, "Everything You wanted to Know about Smart Agriculture", *arXiv Computer Science*, [arXiv:2201.04754](https://arxiv.org/abs/2201.04754), Jan 2022, 45-pages.



Agriculture Cyber Physical System (A-CPS)



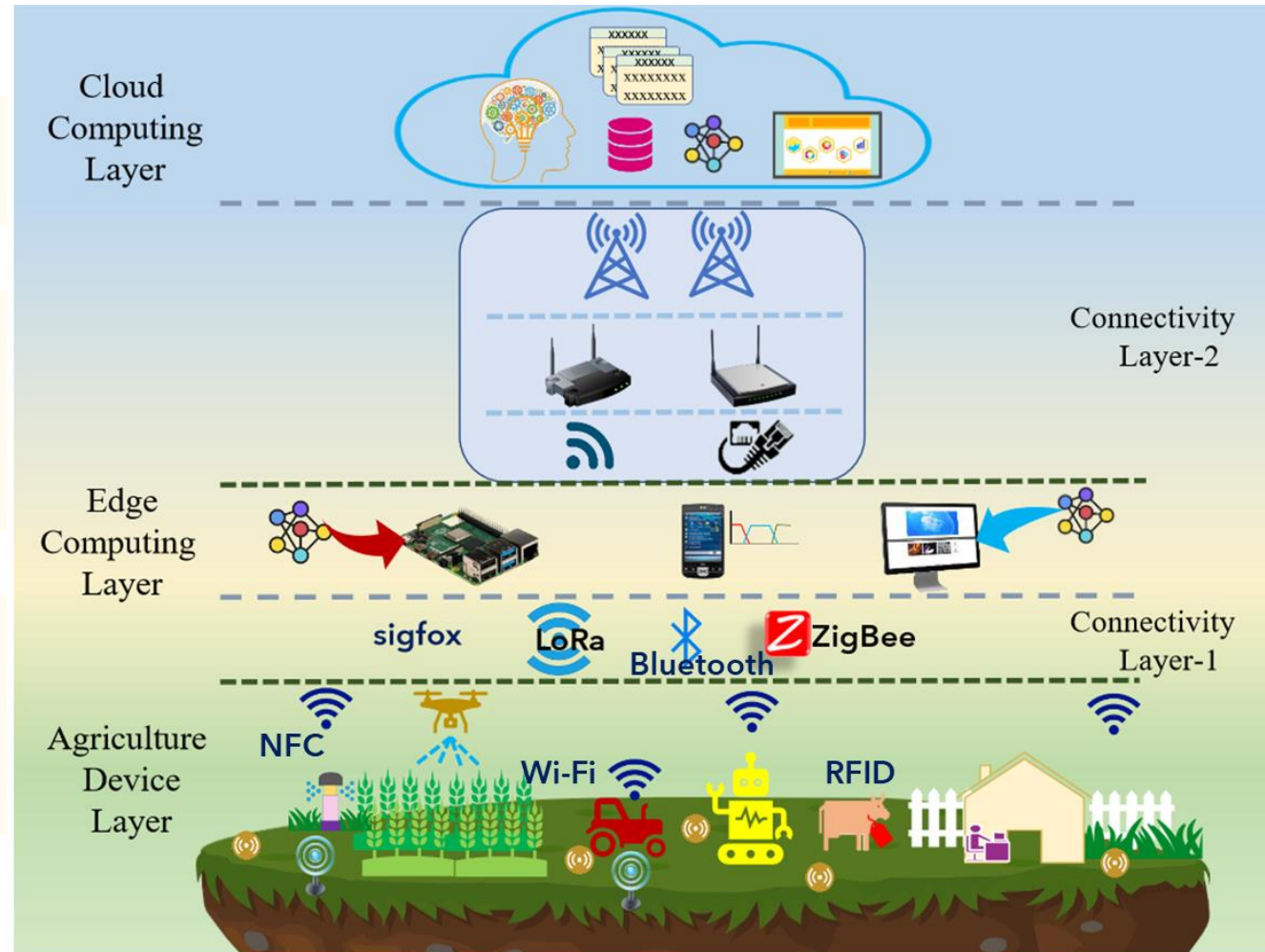
Source: A. Mitra, **S. P. Mohanty**, and E. Kougianos, "aGROdet: A Novel Framework for Plant Disease Detection and Leaf Damage Estimation", in *Proceedings of the IFIP International Internet of Things Conference (IFIP-IoT)*, 2022, pp. 3--22, DOI: https://doi.org/10.1007/978-3-031-18872-5_1.

Smart Agriculture Architecture

UAVs takes images, sprays fertilizers.

Self-Driving Tractors sow with precision, plant trees at the right depth. **Productivity Increases.**

Smart Collars provides information on cattle health and their movement.



Smart Sensors collect data from soil and air. **Decision taken for irrigation and fertilization.**


Cloud stores data.

Edge Devices compute locally and take decisions.

[Source: A. Mitra, S. L. T. Vangipuram, A. K. Bapatla, V. K. V. V. Bathalapalli, **S. P. Mohanty**, E. Kougianos, and C. Ray, "Everything You wanted to Know about Smart Agriculture", *arXiv Computer Science*, arXiv:2201.04754, Jan 2022, 45-pages.]



Smart Agriculture Apps

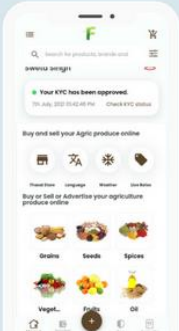
FHASAL
by Amandy labs pvt ltd.



"Fhasal : Buy Crop from farmers"

Buy genuine corps directly from farmer and help them to make 2x revenue.

Get it on the  [App Store](#) |  [Google Play](#)



Growing crop together- Healthy plants for sustainability

AgriApp


Precision Farming

One Stop Solution for AgriTech

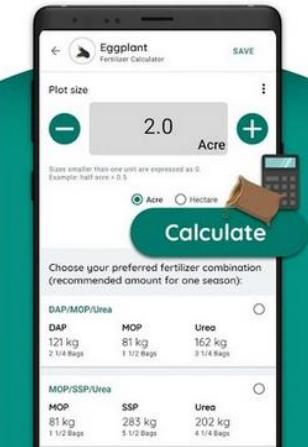
AgriApp loaded with latest features for end-to-end solutions



Ask questions about your crop and receive help from 500+ agri experts



Calculate the seasonal fertilizer needs for your crop and plot size



Soil Sampler

Farmis
Contains ads

4.3★ | 100K+ Downloads | Everyone

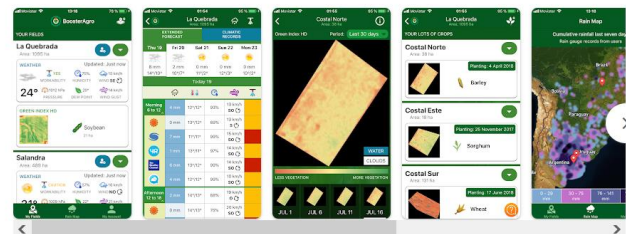
BoosterAGRO

Booster Ag Tech, Inc.

4.4★ | 100K+ Downloads | Everyone

[Install](#) | [Add to wishlist](#)

You don't have any devices | You can share this with your family [Learn more about Family Library](#)



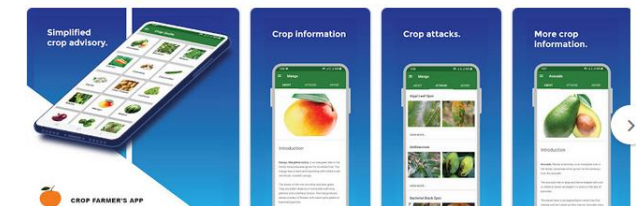
Crop Farmers App

Bivatec Ltd
Contains ads - In-app purchases

3.9★ | 10K+ Downloads | Everyone

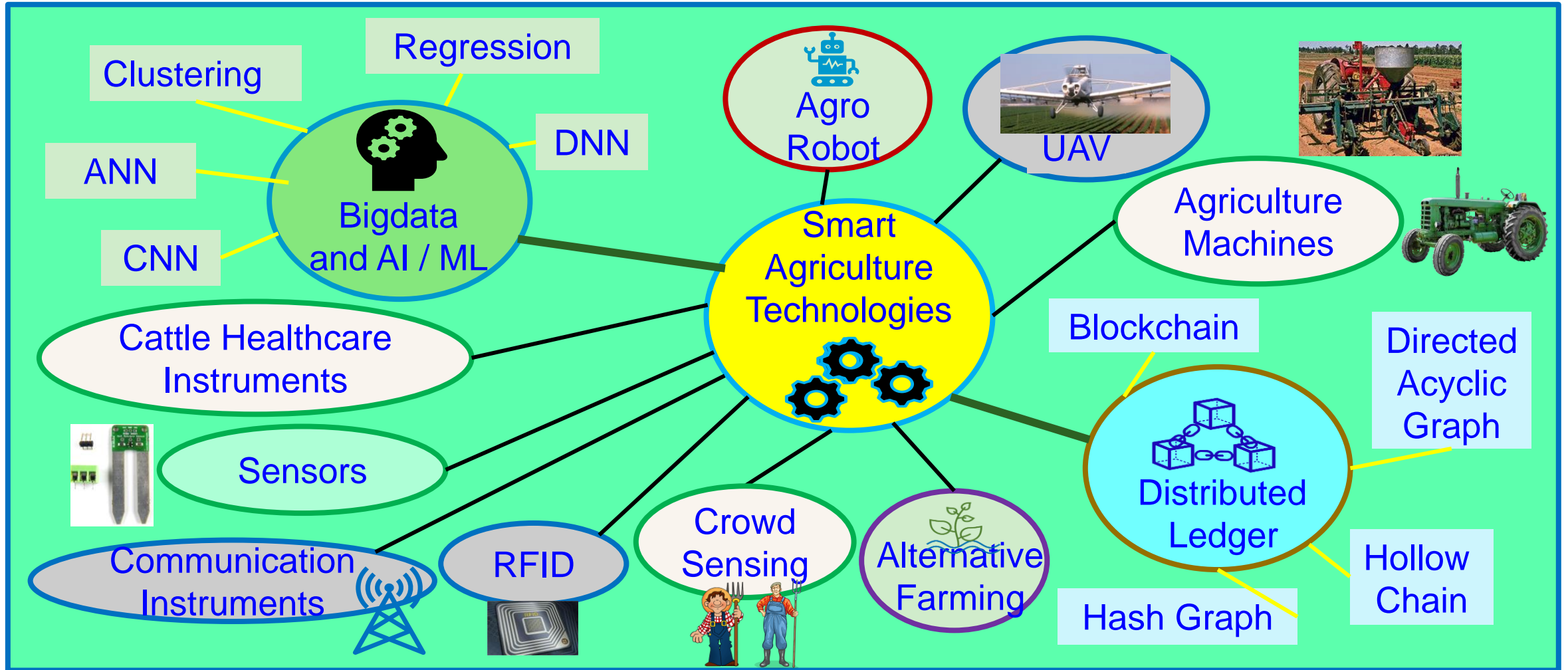
[Install](#) | [Add to wishlist](#)

You don't have any devices | You can share this with your family [Learn more about Family Library](#)



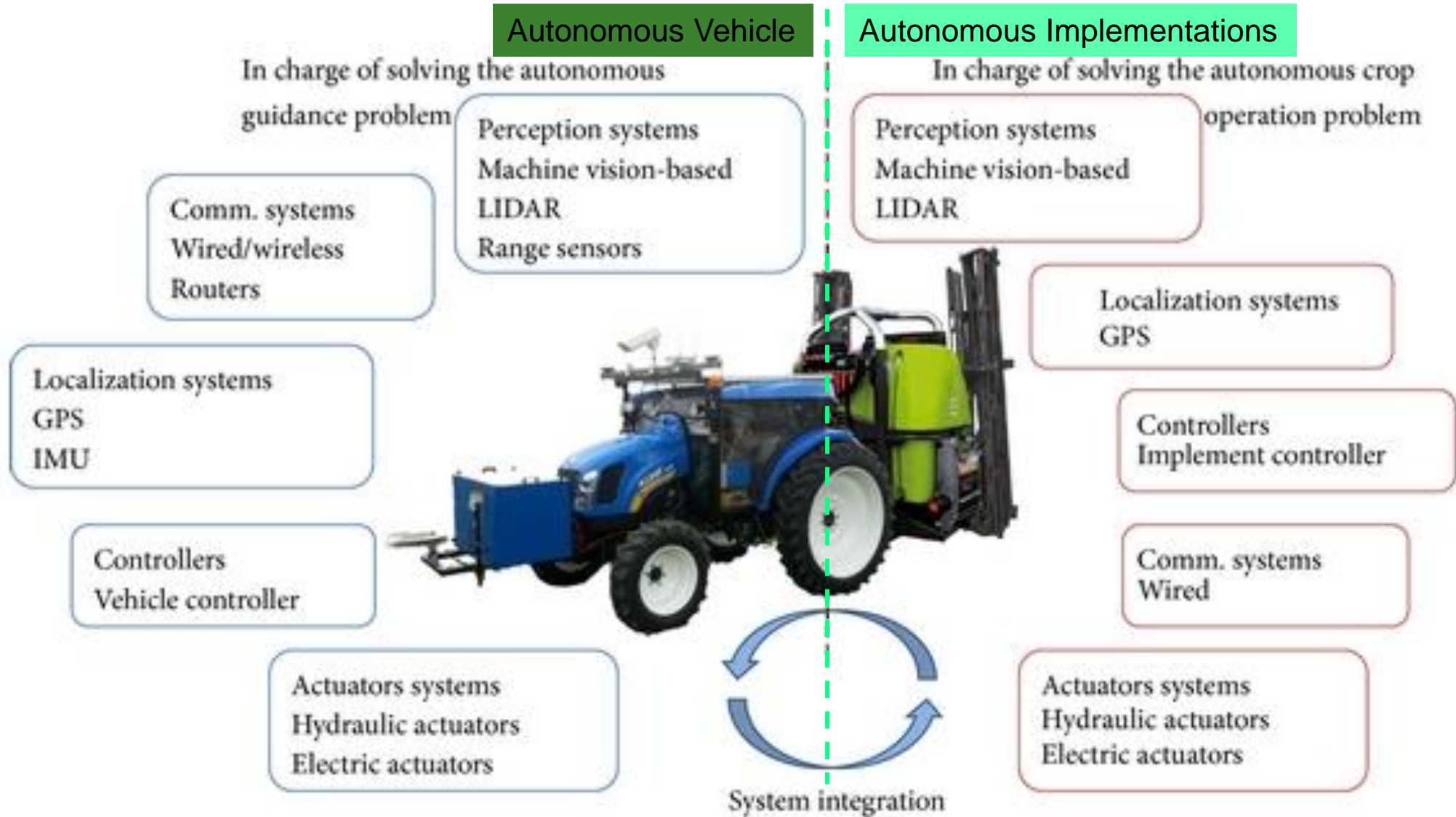
Smart Agriculture – Technologies

Smart Agriculture Technologies



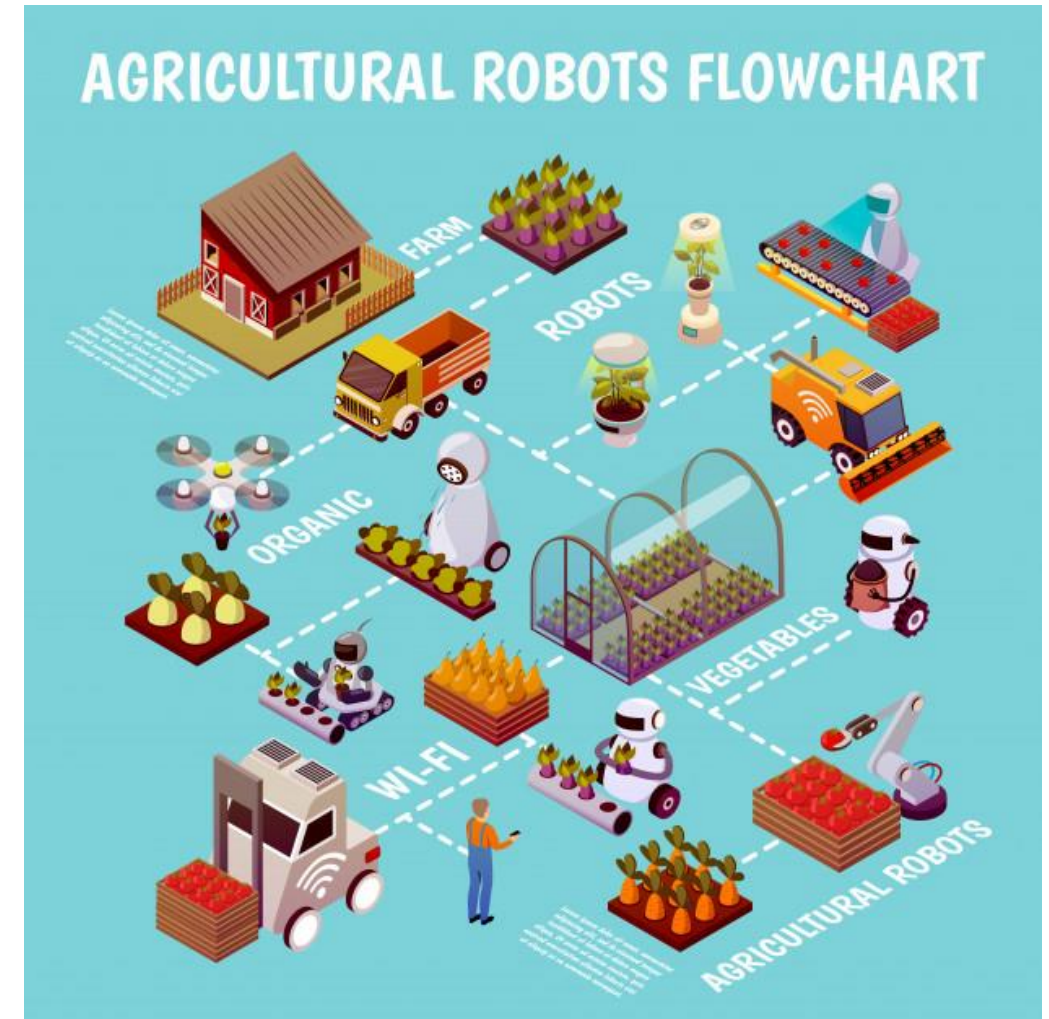
Source: A. Mitra, S. L. T. Vangipuram, A. K. Bapatla, V. K. V. V. Bathalapalli, **S. P. Mohanty**, E. Kougiannos, and C. Ray, "Everything You wanted to Know about Smart Agriculture", *arXiv Computer Science*, arXiv:2201.04754, Jan 2022, 45-pages.

Driverless Tractors



Autonomous and Robotic Labor

- Due to migration of people from rural areas to urban areas, there is shortage in labor for farming.
- Use of Autonomous and Robotic labor can increase the productivity and quality of work.



Drones or UAV for Smart Agriculture

- An automated flying tool which has pre-planned flight and controlled by remote is called a drone.
- Usage includes:
 - Imaging for identification of weeds.
 - Fertilizer and weedicide applications.
 - Weather forecasting.
- Makes use of different sensors, actuators and GPS.



Planting and Sowing Tools

- Unlike other autonomous applications implemented in the farms, using autonomous robots for planting and sowing is successful.
- It is easy to implement and perform the operations.
- Before planting, seedbed must be prepared for creating favorable conditions.



Automatic Irrigation Systems

- Surface Drip Irrigation (SDI) is used to distribute the water evenly in the farm.
- These SDI are typically controlled manually to increase the efficiency.
- Using moisture sensors to integrate to the SDI can help in better crop yield.
- IoT sensors are integrated with SDI which can also be linked with fertigation (Irrigation water plus fertilizer).

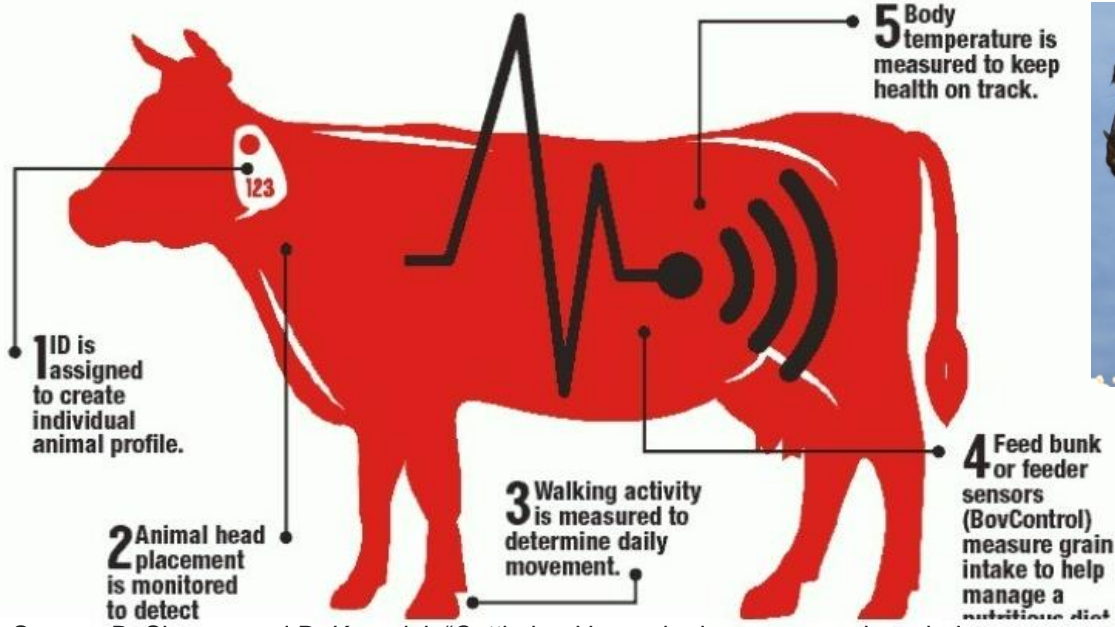


Livestock Monitoring System



Source: <https://www.sensaphone.com/industries/livestock>

Livestock Health Monitoring Instruments



Source: B. Sharma and D. Koundal, "Cattle health monitoring system using wireless sensor network: a survey from innovation perspective", IET Wireless Sensor System, 8: 2018, pp. 143-151, DOI: <https://doi.org/10.1049/iet-wss.2017.0060>



Thermometer for horses, dogs, sheep, pigs and cows




Cattle Stomach Healthcare



Livestock Heat Stress Monitor



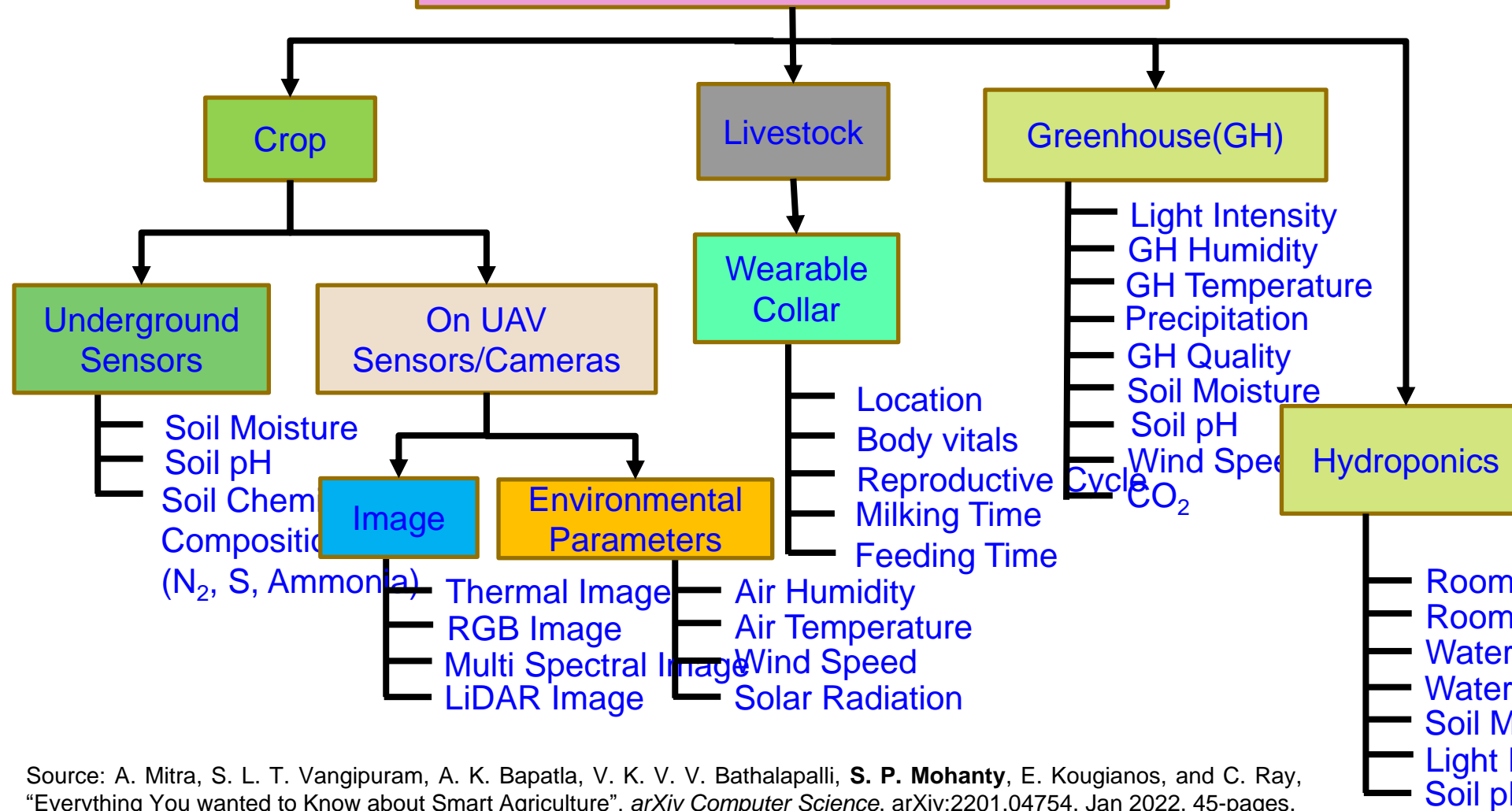
qPCR to diagnose a poultry herd about the presence of bacteria and viruses from air sample



pH, and Oxidation and Reduction Potential (ORP) Sensor for Fish Farm

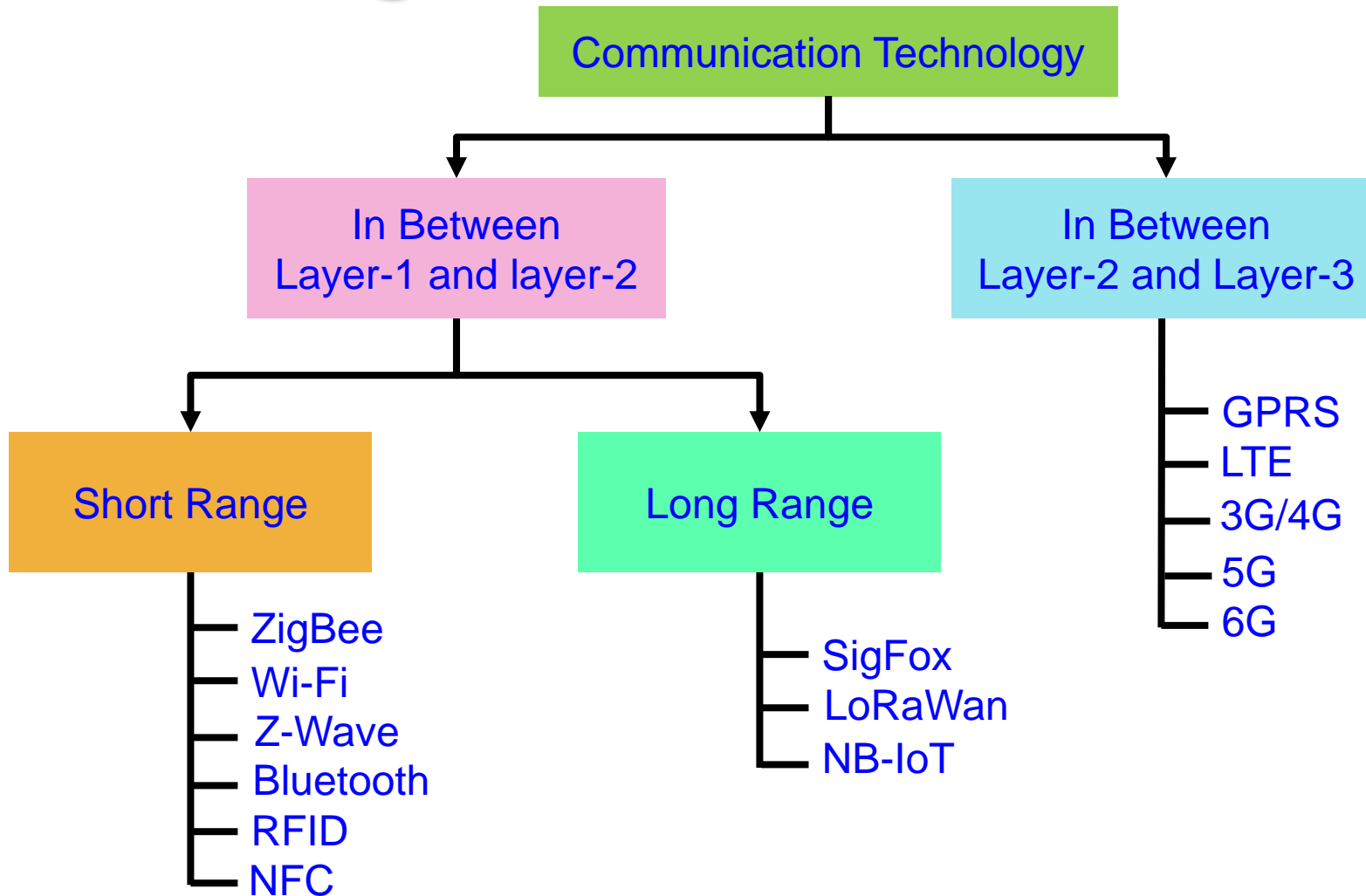
Smart Agriculture - Sensors

Measured Parameters at Agricultural Devices



Source: A. Mitra, S. L. T. Vangipuram, A. K. Bapatla, V. K. V. V. Bathalapalli, **S. P. Mohanty**, E. Kougianos, and C. Ray, "Everything You wanted to Know about Smart Agriculture", *arXiv Computer Science*, arXiv:2201.04754, Jan 2022, 45-pages.

Smart Agriculture – Communication Technology



Connectivity Layer-1 : Near Range ZigBee, Wi-Fi, Z-Wave, Bluetooth, Radio Frequency Identification (RFID), and Near Field Communication (NFC).


Connectivity Layer-2 : Cellular Technologies like Ground Penetrating Radar Services (GPRS), Long-Term Evolution (LTE), 3G/4G, and 5G.

Source: A. Mitra, S. L. T. Vangipuram, A. K. Bapatla, V. K. V. V. Bathalapalli, **S. P. Mohanty**, E. Kougianos, and C. Ray, "Everything You wanted to Know about Smart Agriculture", *arXiv Computer Science*, arXiv:2201.04754, Jan 2022, 45-pages.

Crop Health, Weeding and Spraying

- Integration of image processing and artificial intelligence techniques into the farming for monitoring the health of the field by detecting disease patches, weed patches.
- This helps in spraying the herbicides, pesticides.

RFID Technology

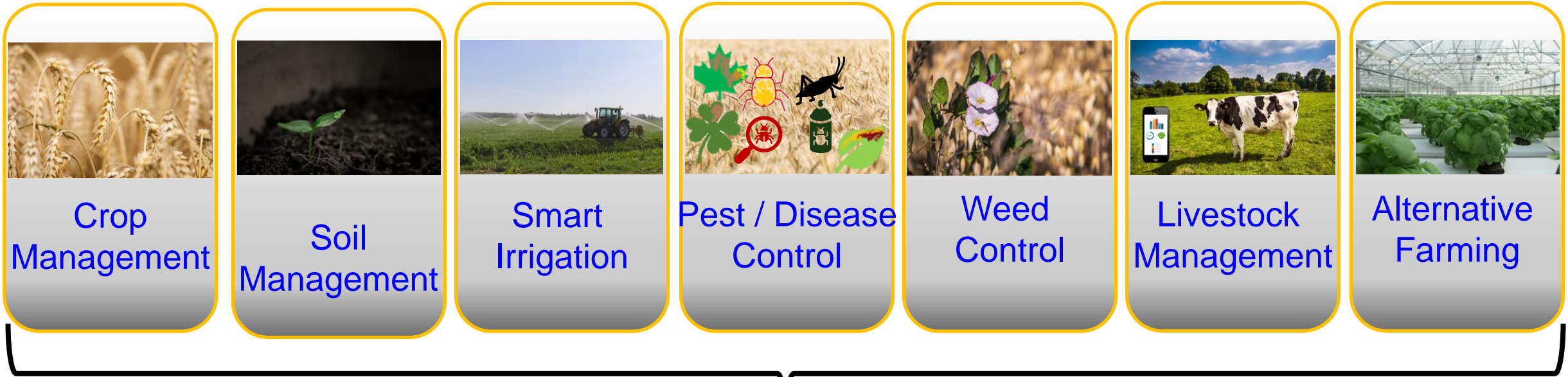


Numerous Applications



Source: Khattab 2017; Springer 2017 RFID Security

Smart Agriculture – AI/ML Technology



SVM ANN DNN CNN Regression Bayesian Models Decision Tree Fuzzy Logic
Clustering Instance Based Models Ensemble Learning Long Short Term Memory

Source: A. Mitra, S. L. T. Vangipuram, A. K. Bapatla, V. K. V. V. Bathalapalli, **S. P. Mohanty**, E. Kougianos, and C. Ray, “Everything You wanted to Know about Smart Agriculture”, *arXiv Computer Science*, arXiv:2201.04754, Jan 2022, 45-pages.

Agriculture Data – Acquisition Interface

- Data Acquisition is an interface that is used to collect the data from the external environment and send it to the internal systems. Data acquisition technologies mainly includes:
 - ❑ Serial ports for connecting multiple instruments for automatic data acquisition.
 - ❑ USB interface.
 - ❑ Wireless communication modules.
 - ❑ Sensors and Actuators.
 - ❑ Satellite systems.

Agriculture Data – Storage

- Data Storage Technology
 - ❑ Direct Attached Storage (DAS): A storage device is attached directly to the host system to record data.
 - ❑ Network Attached Storage (NAS): A device is connected to the network which serves the purpose of storage.
 - ❑ Storage Area Network (SAN): A network of storage devices are connected to network of servers.
- Databases are the software application used for performing data storage operations:
 - ❑ Relational database : follows relational model
 - ❑ Non-relational databases

Agriculture Data – Processing Technologies

- Millions of IoT devices → generates large amounts of data
- Need for efficient Big data analytics methods
- Artificial Intelligence plays a major role in extracting information from such large data.
- Conventional AI methods are resource intensive
- Tiny ML is a promising application in IoT based systems.

Roles of Blockchain in A-CPS

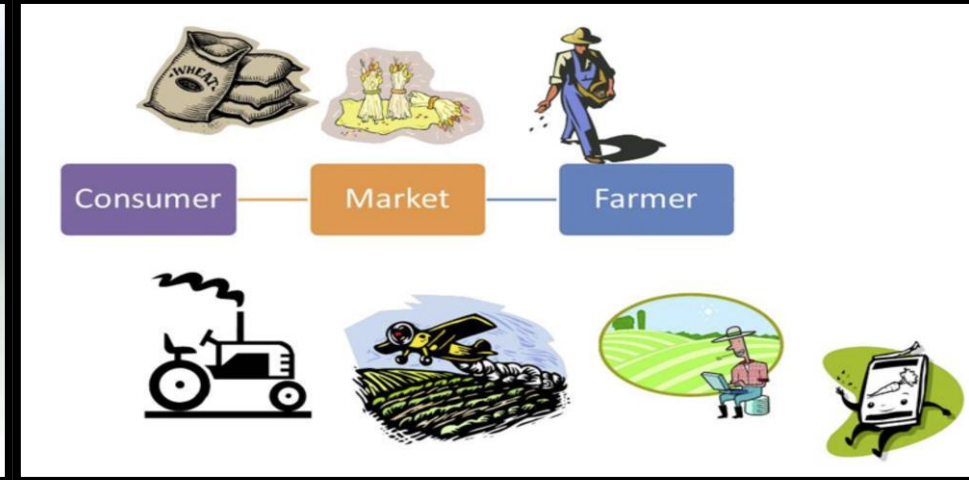
Visibility

Food Safety

Provenance

Traceability

Farm Supervision



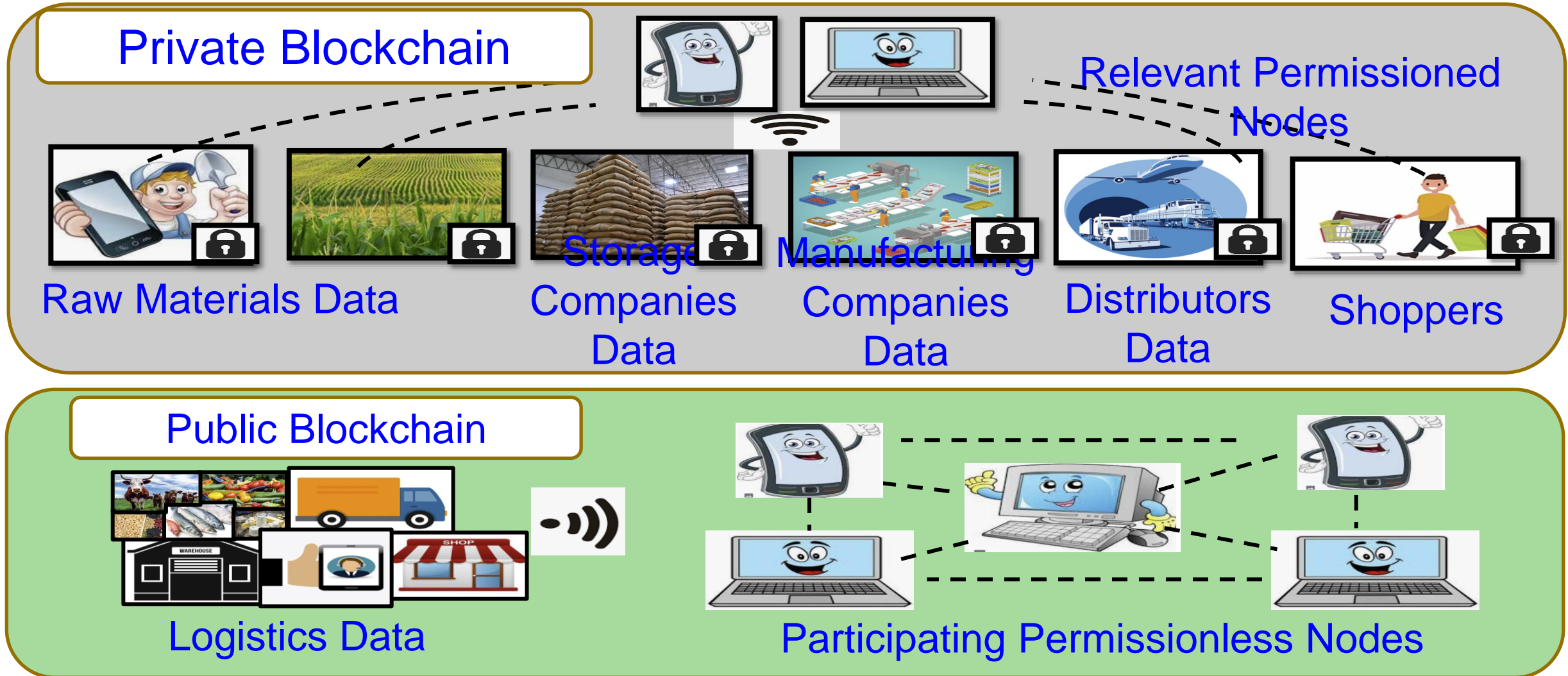
Land Registration

Supply Chain

Farmer Incentives

Source: S. L. T. Vangipuram, S. P. Mohanty, E. Kougianos, and C. Ray, "agroString: Visibility and Provenance through a Private Blockchain Platform for Agricultural Dispense towards Consumers", *MDPI Sensors*, Vol. 22, No. 21, Oct 2022, 20-pages, DOI: <https://doi.org/10.3390/s22218227>.

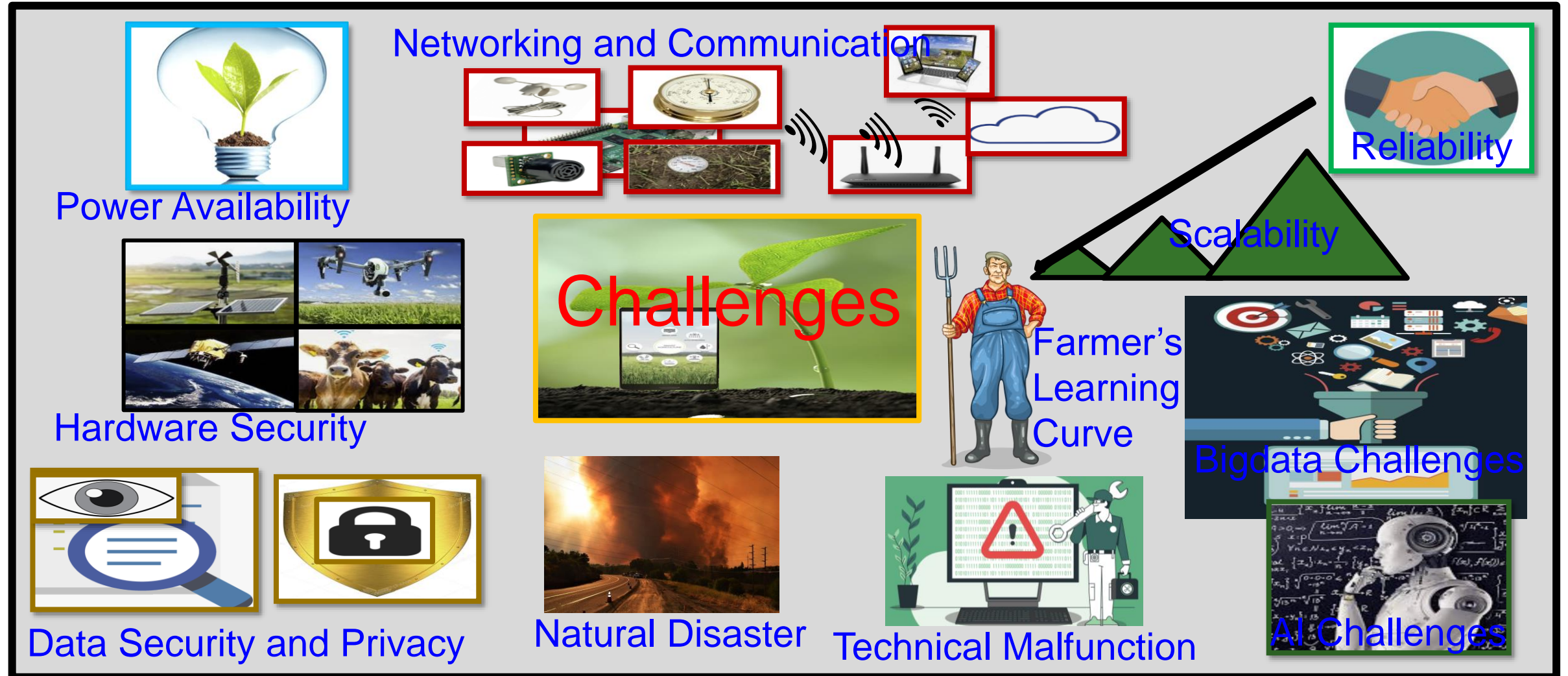
Roles of Blockchain in A-CPS - Private Vs Public



Source: S. L. T. Vangipuram, S. P. Mohanty, E. Kougianos, and C. Ray, "agroString: Visibility and Provenance through a Private Blockchain Platform for Agricultural Dispense towards Consumers", *MDPI Sensors*, Vol. 22, No. 21, Oct 2022, 20-pages, DOI: <https://doi.org/10.3390/s22218227>.

Smart Agriculture – Some Challenges

Smart Agriculture – Challenges



Source: A. Mitra, S. L. T. Vangipuram, A. K. Bapatla, V. K. V. V. Bathalapalli, **S. P. Mohanty**, E. Kougiannos, and C. Ray, "Everything You wanted to Know about Smart Agriculture", *arXiv Computer Science*, arXiv:2201.04754, Jan 2022, 45-pages.

Learning Curve for Smart Agriculture can be Long

- Smart Agriculture requires setting up of IoT architecture and sensor networks.
- Errors in such setup can lead to drastic losses in the farms.
- Farmers should be thoroughly acquainted with usage of this technology.



Connectivity can be an Issue in Rural Areas

- Reliable internet connectivity is not possible in many of the remote villages in the world.
- Network performance and bandwidth requirements may not be achieved because lack of the infrastructure as in urban areas.
- Delay in real-time applications if computing is dependent on IoT-cloud.



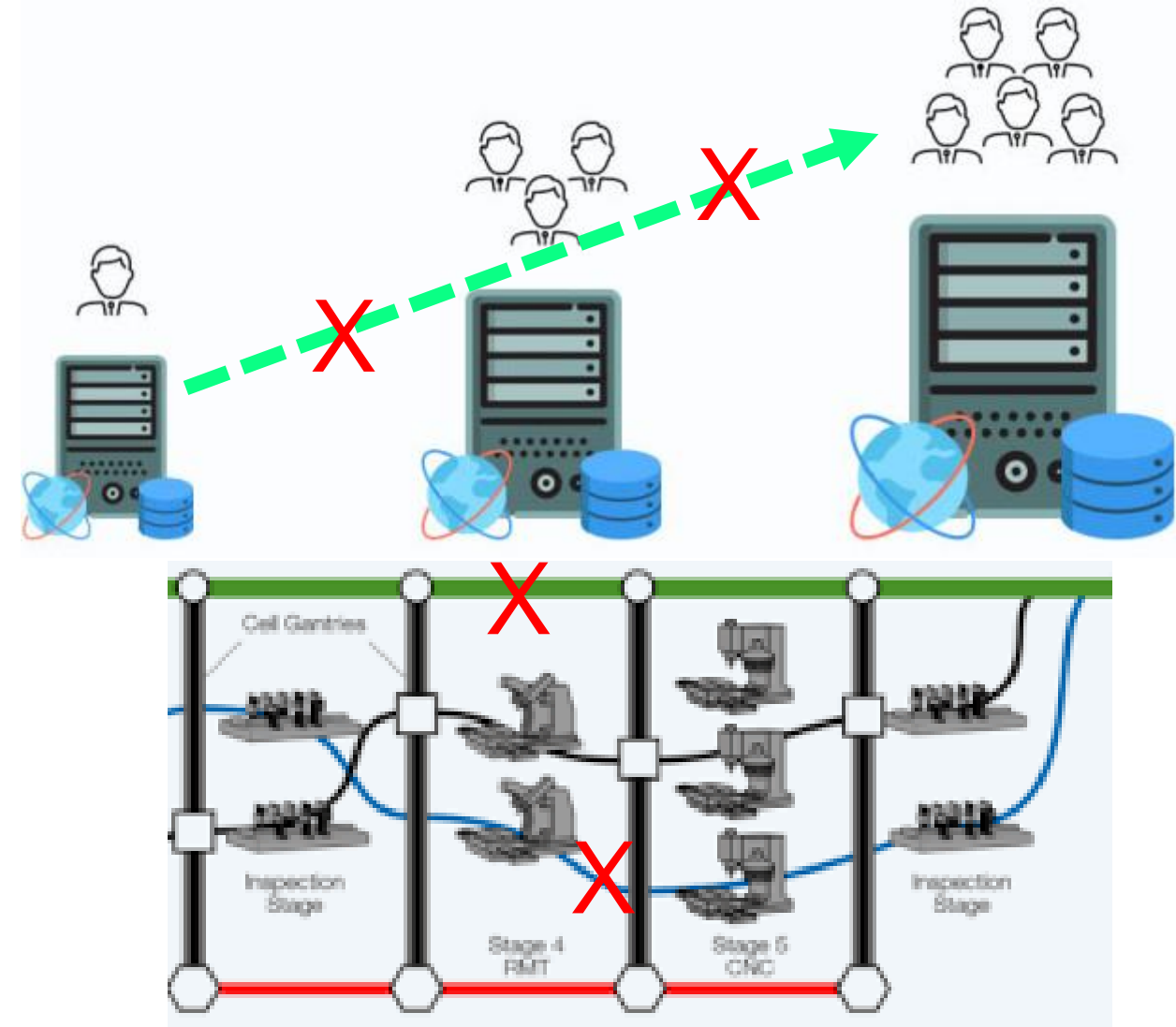
Energy Depletion Risks

- Smart agriculture may reduce need for resources but needs lot of data centers.
- All the infrastructure used will consume large amounts of energy which may cause energy depletion.



Lack of Scalability and Configurability

- Farms can be any size, single owner can have large farms or several small farms.
- Same technology should be capable enough to handle different variety of farmlands in dimension and nature.
- Technologies used should be self-configurable.



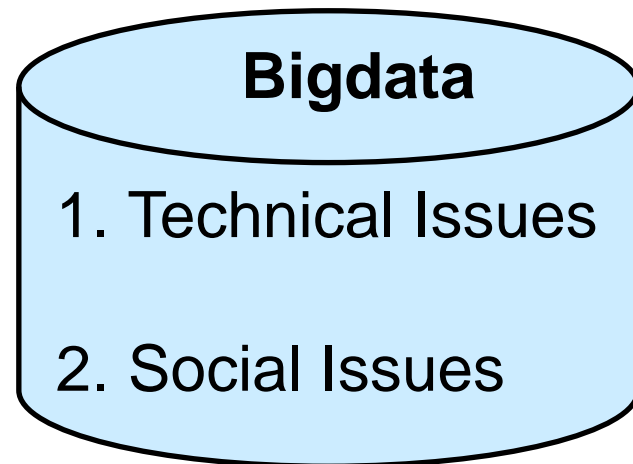
Technical Failures

- Even most resilient systems will have failure due to unforeseen events.
- Such events in Smart Agriculture can incur **large losses** both in terms of money and quality of products.
- **Food safety** can be compromised because of such issues.



Bigdata in Smart Agriculture

- Millions of IoT devices work in smart agriculture and generate large amounts of data.
- Inferring and extracting information from such large data is impossible and needs efficient data analytics tools.



Security Issues in IoAT

- ❑ Smart Farms are Hackable Farms: IoT in Agriculture can improve the efficiency in productivity and feed 8.5 billion people by 2030. But it can also become vulnerable to various cyber security threats.

<https://spectrum.ieee.org/cybersecurity-report-how-smart-farming-can-be-hacked>

<https://cacm.acm.org/news/251235-cybersecurity-report-smart-farms-are-hackable-farms/fulltext>

- ❑ DHS report highlights that implementation of advanced precision farming technology in livestock monitoring and crop management sectors is also bringing new cybersecurity issues along with efficiency

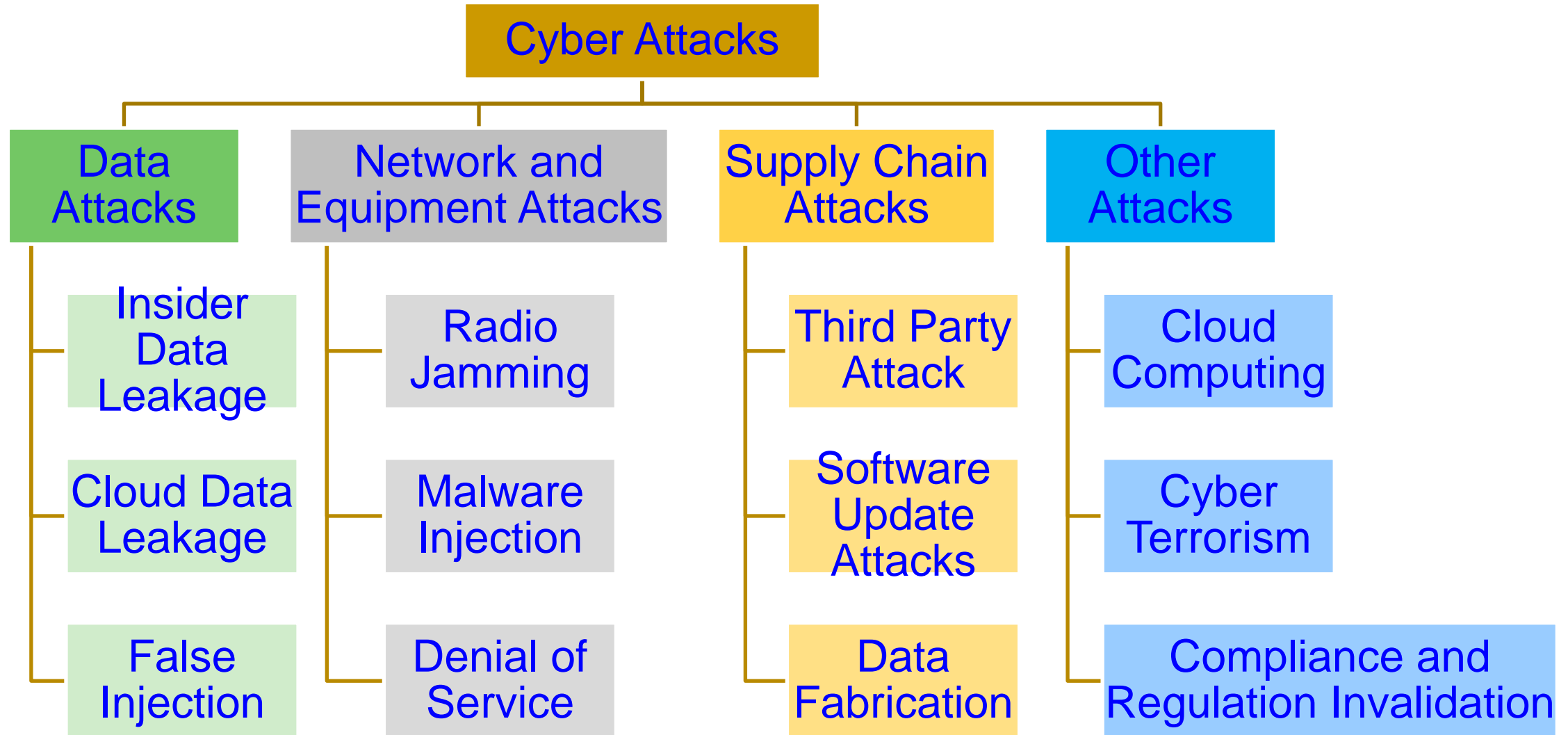
https://www.dhs.gov/sites/default/files/publications/2018%20AEP_Threats_to_Precision_Agriculture.pdf

Smart Agriculture - Security Challenges

- Harsh Environment
- Threats from equipment
 - High voltage pulses
 - Interference
- Unauthorized access
- Interception of node communication
- Malicious data attacks
- Control system intrusion

Source: X. Yang *et al.*, "A Survey on Smart Agriculture: Development Modes, Technologies, and Security and Privacy Challenges," *IEEE/CAA Journal of Automatica Sinica*, vol. 8, no. 2, pp. 273-302,

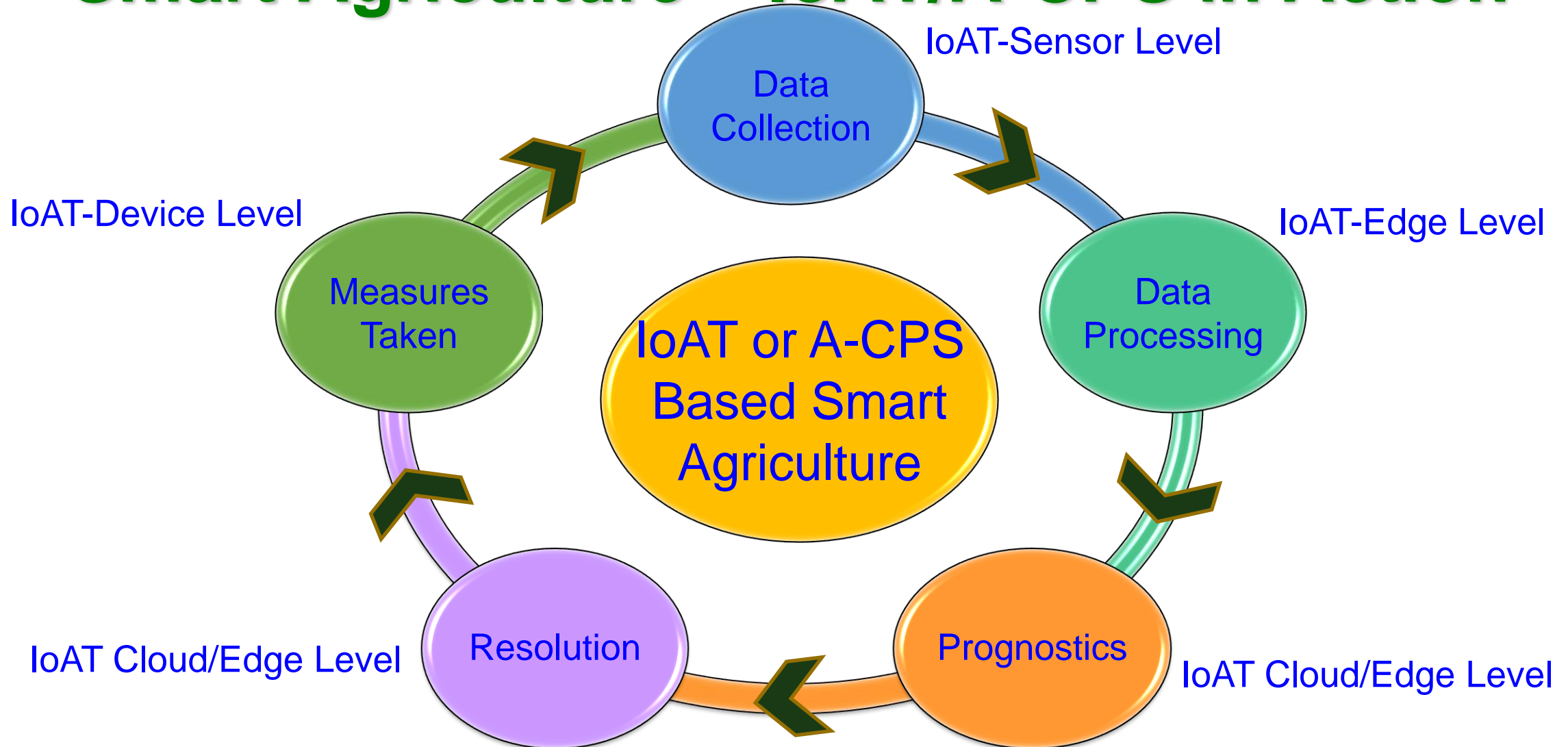
Smart Agriculture - Security Challenges



Source: M. Gupta, M. Abdelsalam, S. Khorsandroo and S. Mittal, "Security and Privacy in Smart Farming: Challenges and Opportunities," *IEEE Access*, vol. 8, pp. 34564-34584

Smart Agriculture Case Studies – AI/ML Solutions


Smart Agriculture – IoAT/A-CPS in Action



Source: A. Mitra, S. L. T. Vangipuram, A. K. Bapatla, V. K. V. V. Bathalapalli, **S. P. Mohanty**, E. Kougianos, and C. Ray, “Everything You wanted to Know about Smart Agriculture”, *arXiv Computer Science*, arXiv:2201.04754, Jan 2022, 45-pages.

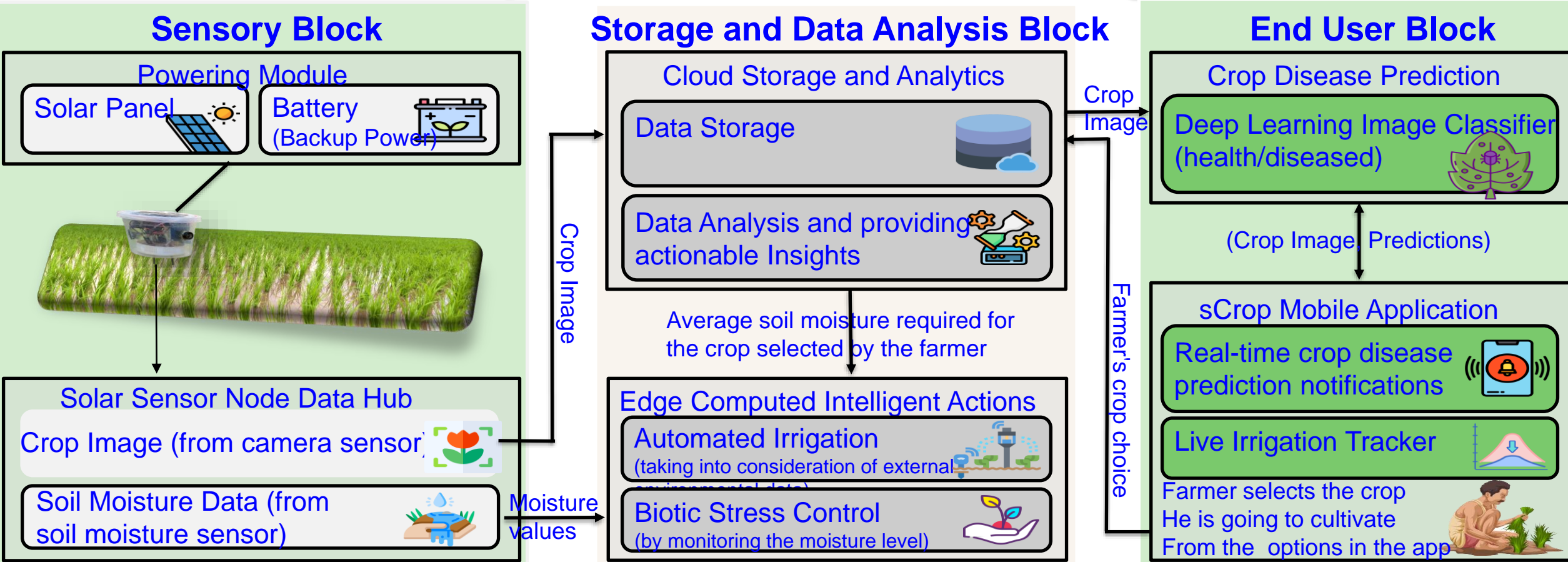
Crop Damage and Disease Problem

- Disease prevents the growth of plants.
 - Affect quality of the crop.
 - Reduce final yield.
- Farmers need to –
 - Monitor the field regularly.
 - Detect disease early.
 - Identify the disease.
 - Know about the severity of the disease (many of them).
 - Determine the extent of damage (from disasters).



Source: A. Mitra, **S. P. Mohanty**, and E. Kougianos, “aGROdet: A Novel Framework for Plant Disease Detection and Leaf Damage Estimation”, in *Proceedings of the IFIP International Internet of Things Conference (IFIP-IoT)*, 2022, pp. 3--22, DOI: https://doi.org/10.1007/978-3-031-18872-5_1.

Our sCrop: A Device for Automatic Disease Prediction, Crop Selection, and Irrigation in IoAT



Source: V. Udutalapally, **S. P. Mohanty**, V. Pallagani, and V. Khandelwal, "sCrop: A Novel Device for Sustainable Automatic Disease Prediction, Crop Selection, and Irrigation in Internet-of-Agro-Things for Smart Agriculture", *IEEE Sensors Journal (JSEN)*, Vol. 21, No. 16, August 2021, pp. 17525--17538, DOI: <https://doi.org/10.1109/JSEN.2020.3032438>.

Our sCrop: A Device for Automatic Disease Prediction, Crop Selection, and Irrigation in IoAT



sCrop Device Prototype with Irrigation



sCrop App



Healthy Tomato



Infected Tomato

sCrop Accuracy – 99.24%

Source: V. Udutalapally, **S. P. Mohanty**, V. Pallagani, and V. Khandelwal, “sCrop: A Novel Device for Sustainable Automatic Disease Prediction, Crop Selection, and Irrigation in Internet-of-Agro-Things for Smart Agriculture”, *IEEE Sensors Journal (JSEN)*, Vol. 21, No. 16, August 2021, pp. 17525--17538, DOI: <https://doi.org/10.1109/JSEN.2020.3032438>.

Our eCrop: A Framework for Automatic Crop Damage Estimation

Heat Damaged Corn Field



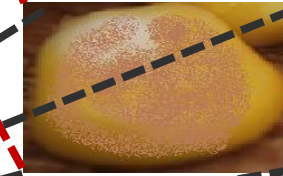
UAV 1



2

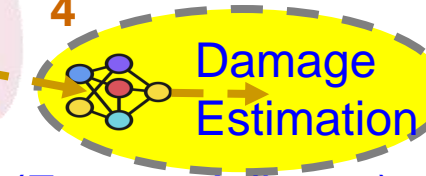
1 → UAV takes Photo of Corn Ear

2 → Damage Area Detection of Corn Ear



3

3 → 50% of Damaged Area Selection



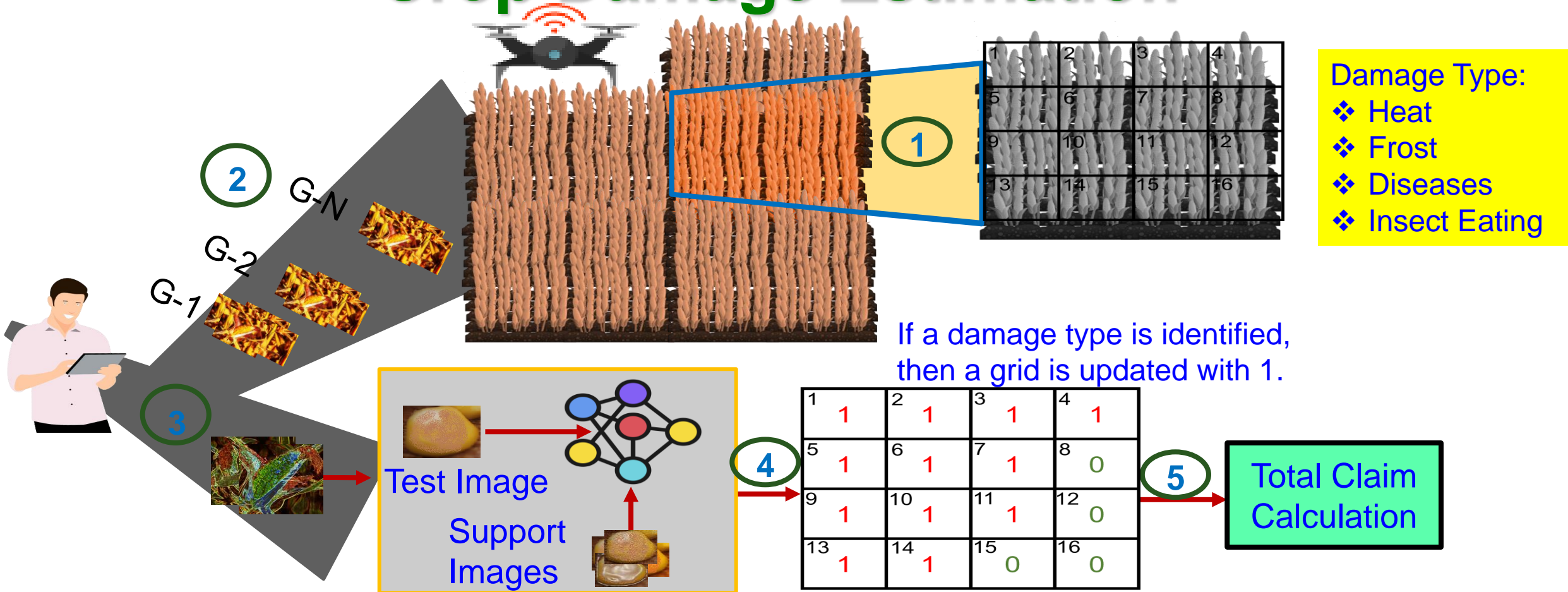
4

4 → Damage Type Detection for Corn Kernel and Process is Repeated for the Selected Area

A User (Farmer, Adjuster)

A. Mitra, A. Singhal, **S. P. Mohanty**, E. Kougianos, and C. Ray, "eCrop: A Novel Framework for Automatic Crop Damage Estimation in Smart Agriculture", *Springer Nature Computer Science (SN-CS)*, Vol. 3, No. 4, July 2022, Article: 319, 16-pages, DOI: <https://doi.org/10.1007/s42979-022-01216-8>.


Our eCrop: A Framework for Automatic Crop Damage Estimation



A. Mitra, A. Singhal, **S. P. Mohanty**, E. Kougianos, and C. Ray, "eCrop: A Novel Framework for Automatic Crop Damage Estimation in Smart Agriculture", *Springer Nature Computer Science (SN-CS)*, Vol. 3, No. 4, July 2022, Article: 319, 16-pages, DOI: <https://doi.org/10.1007/s42979-022-01216-8>.

Our aGROdet: A Framework for Plant Disease Detection and Leaf Damage Estimation

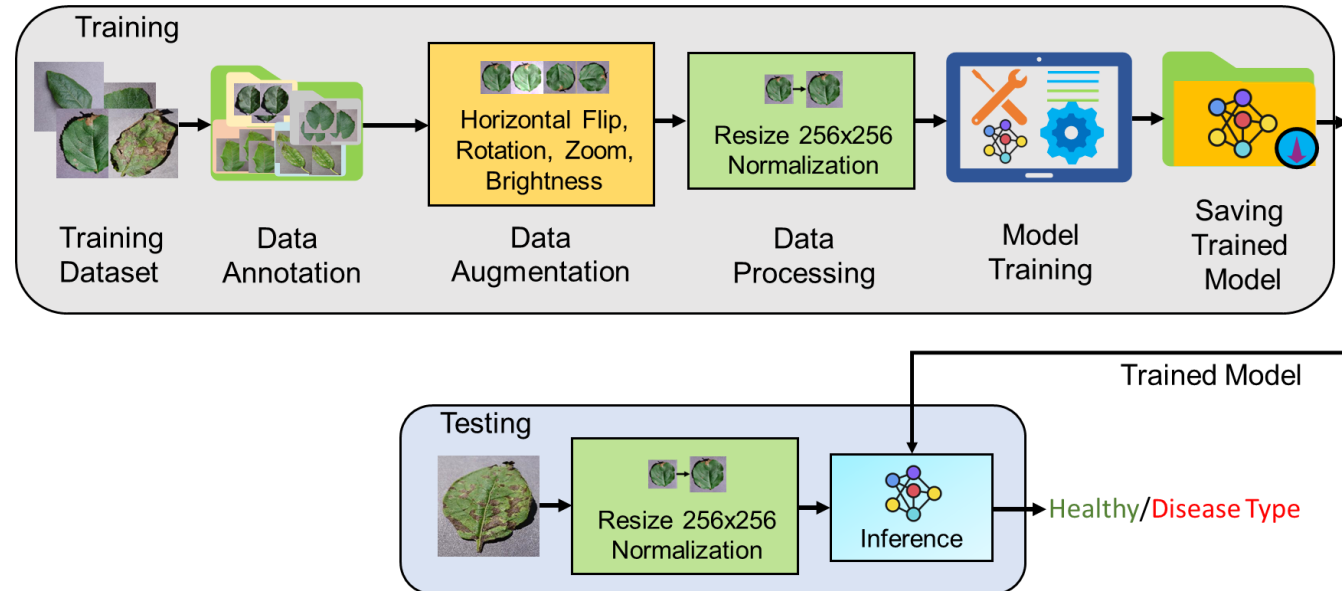
- Detect plant diseases.
- Estimate corresponding leaf damage.
- Identification of the disease -
 - Convolutional neural network-based method.
- Estimation of the severity of leaf damage –
 - Pixel-based thresholding method.



- Regular monitoring of fields and checking conditions of the plants through **aGROdet** can detect the disease early.

Source: A. Mitra, **S. P. Mohanty**, and E. Kougianos, "aGROdet: A Novel Framework for Plant Disease Detection and Leaf Damage Estimation", in *Proceedings of the IFIP International Internet of Things Conference (IFIP-IoT)*, 2022, pp. 3--22, DOI: https://doi.org/10.1007/978-3-031-18872-5_1.

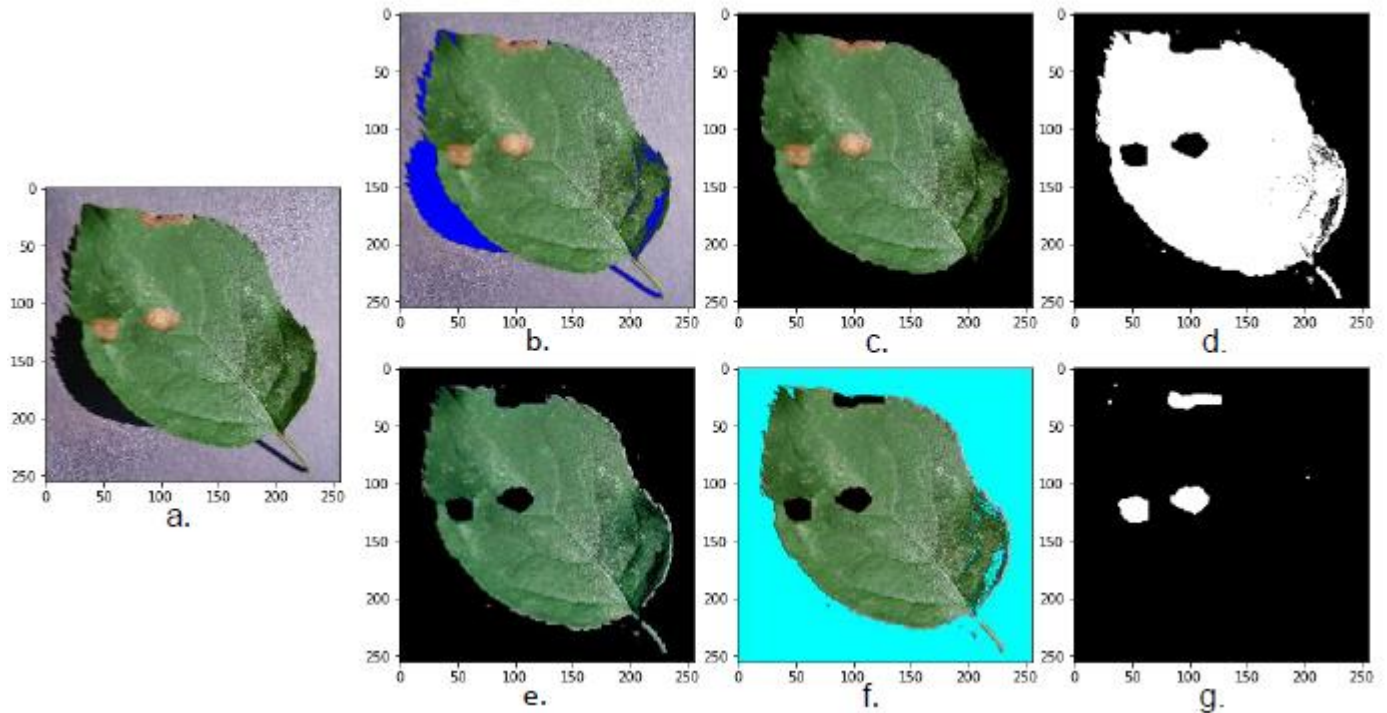
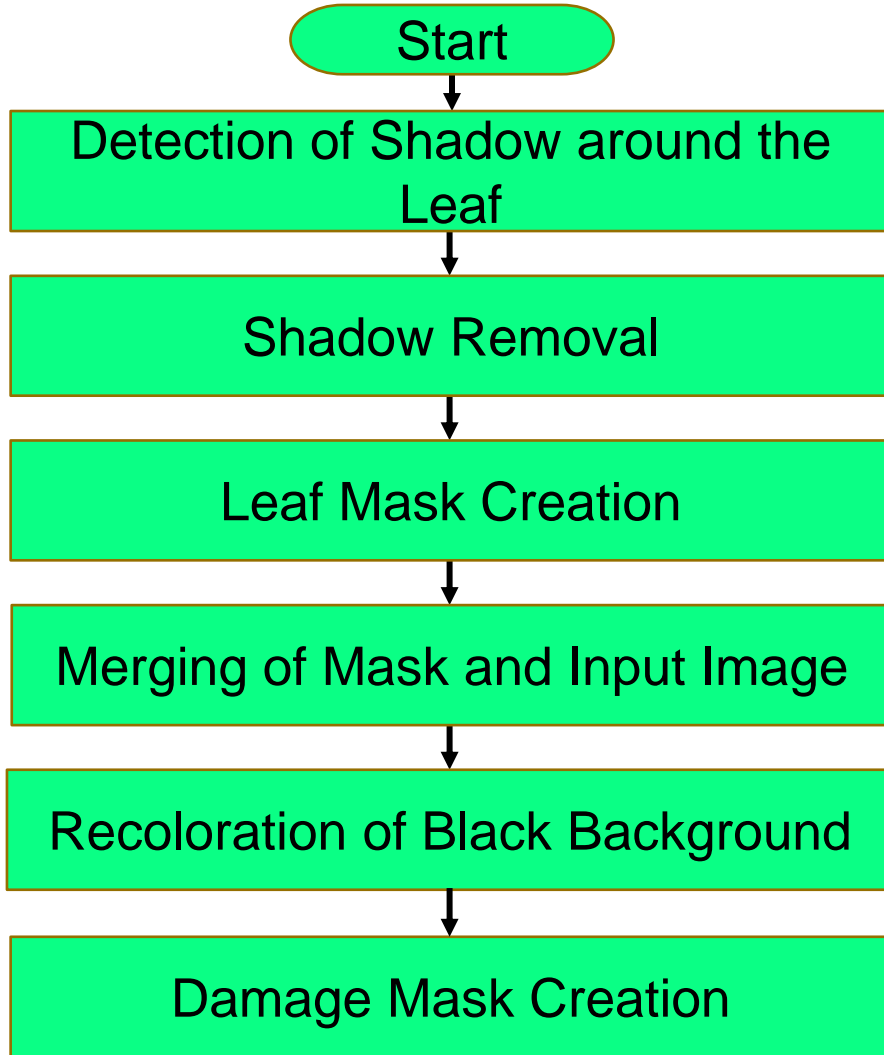
Our aGROdet: Plant Disease Detection



- The augmented and preprocessed data is used for training the network.
- Adam optimizer with an initial learning rate of 0.001.
- Model trained for 75 epochs.
- Model trained with and without a reduced learning rate of factor 0.1.
- Trained model is saved for future inference.
- Model evaluated using unseen 5,562 images.
- Implemented in Keras with TensorFlow back end.

Source: A. Mitra, **S. P. Mohanty**, and E. Kougianos, "aGROdet: A Novel Framework for Plant Disease Detection and Leaf Damage Estimation", in *Proceedings of the IFIP International Internet of Things Conference (IFIP-IoT)*, 2022, pp. 3--22, DOI: https://doi.org/10.1007/978-3-031-18872-5_1.

Our aGROdet: Damage Area Detection



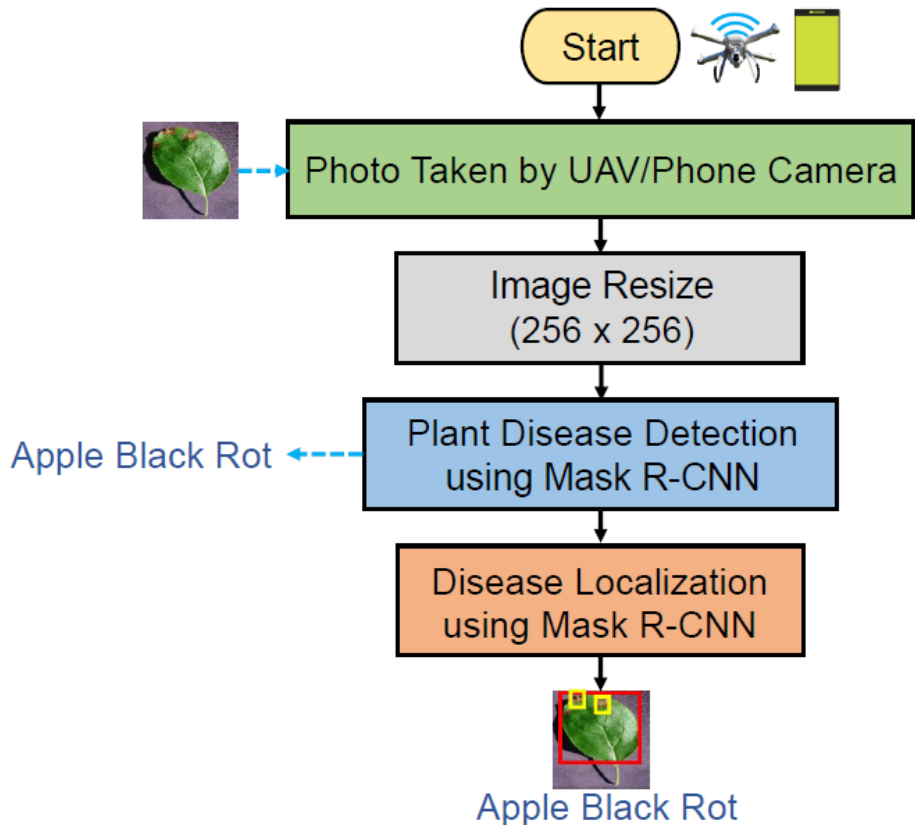
Source: A. Mitra, **S. P. Mohanty**, and E. Kougianos, "aGROdet: A Novel Framework for Plant Disease Detection and Leaf Damage Estimation", in *Proceedings of the IFIP International Internet of Things Conference (IFIP-IoT)*, 2022, pp. 3--22, DOI: https://doi.org/10.1007/978-3-031-18872-5_1.

Our aGROdet 2.0: An Automated Real Time Approach for Multiclass Plant Disease Detection

- Manual observation is still the most common method of detecting plant diseases.
 - Labor intensive.
 - Ineffective.
 - Requires expert services.
 - Expensive.
- Wrong identification causes wrong use of pesticides.
 - Causes secondary damage.
- Automatic and accurate monitoring of plant disease and damage estimation are necessary along with disease identification.

Source: A. Mitra, **S. P. Mohanty**, and E. Kougiianos, "A Smart Agriculture Framework to Automatically Track the Spread of Plant Diseases using Mask Region-based Convolutional Neural Network", in *Proceedings of the IFIP International Internet of Things Conference (IFIP-IoT)*, 2022, pp. 68--85, DOI: https://doi.org/10.1007/978-3-031-18872-5_5.

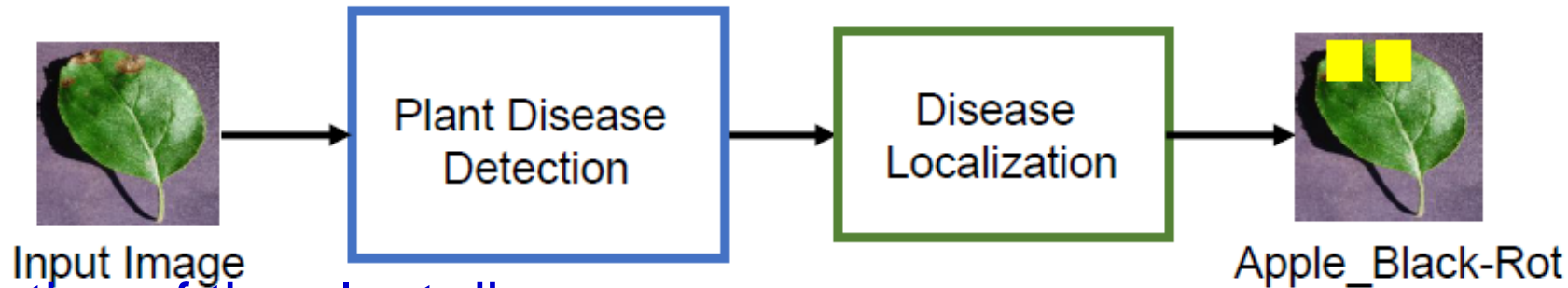
Our aGROdet 2.0: An Automated Real Time Approach for Multiclass Plant Disease Detection



- Photo of the leaves are taken.
- They are resized to 256x256 to be detected using the trained model.
- A Mask Region-based Convolutional Neural Network (R-CNN) is used to detect the disease along with the disease localization.
- Here, the problem is considered as an object detection problem.
- Object detection is a task in computer vision that involves identifying the presence of one or more items in each image as well as their location and the category of object that they belong to.

Source: A. Mitra, **S. P. Mohanty**, and E. Kougianos, "A Smart Agriculture Framework to Automatically Track the Spread of Plant Diseases using Mask Region-based Convolutional Neural Network", in *Proceedings of the IFIP International Internet of Things Conference (IFIP-IoT)*, 2022, pp. 68--85, DOI: https://doi.org/10.1007/978-3-031-18872-5_5.

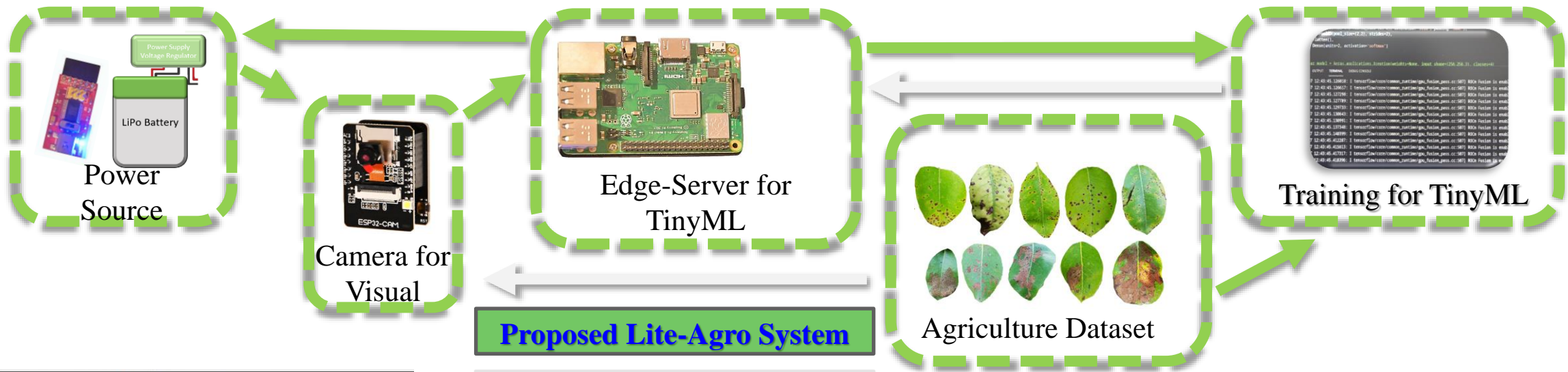
Our aGROdet 2.0: An Automated Real Time Approach for Multiclass Plant Disease Detection



- Early detection of the plant diseases.
- Fully automatic method.
- No expert service is needed for disease detection.
- Very little effort is needed from the users' side. Users only need to take pictures of the damaged leaves.
- This process is the first step of disease severity estimation.
- Estimation of disease severity plays a pivotal role in calculating the optimal quantity of pesticides.

Source: A. Mitra, S. P. Mohanty, and E. Kougianos, "A Smart Agriculture Framework to Automatically Track the Spread of Plant Diseases using Mask Region-based Convolutional Neural Network", in *Proceedings of the IFIP International Internet of Things Conference (IFIP-IoT)*, 2022, pp. 68--85, DOI: https://doi.org/10.1007/978-3-031-18872-5_5.

Lite-Agro: Our Light-Duty IoAT-Edge AI



```


healthy score:109 disease score 212
Image Captured

healthy score:119 disease score 205
Image Captured

healthy score:107 disease score 212
Image Captured

healthy score:86 disease score 226
Image Captured

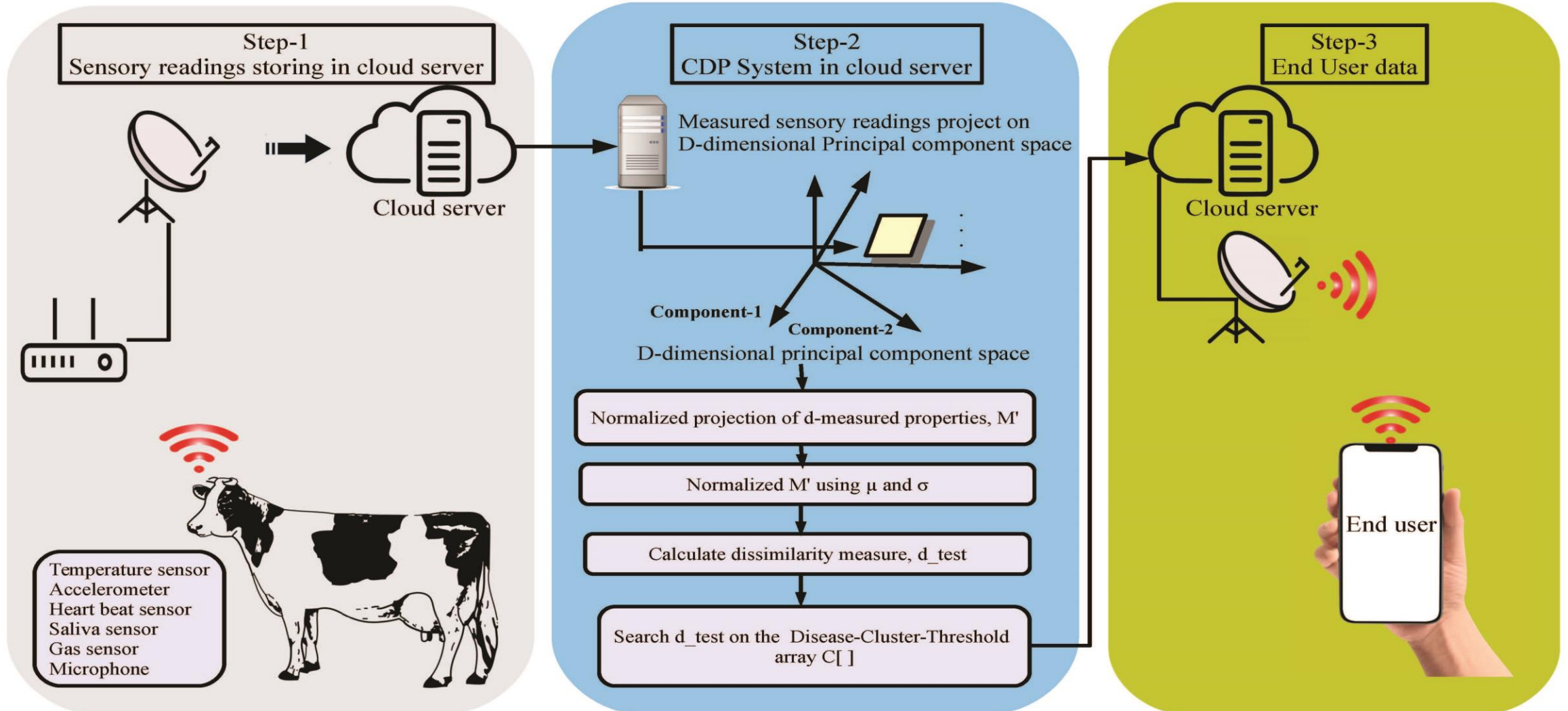
healthy score:107 disease score 213
Image Captured
    
```



Works	Dataset	Resolution Size	Model	Recognition Accuracy
Yang, et al.	PDD2018	600 x 600	Resnet50	98.7%
Fenu, at al.	DiaMOS	224 x 224	EfficientNetB0 + InceptionV3	91.14%
Lite-Agro	DiaMOS	256 x 256	Xception	99.73%

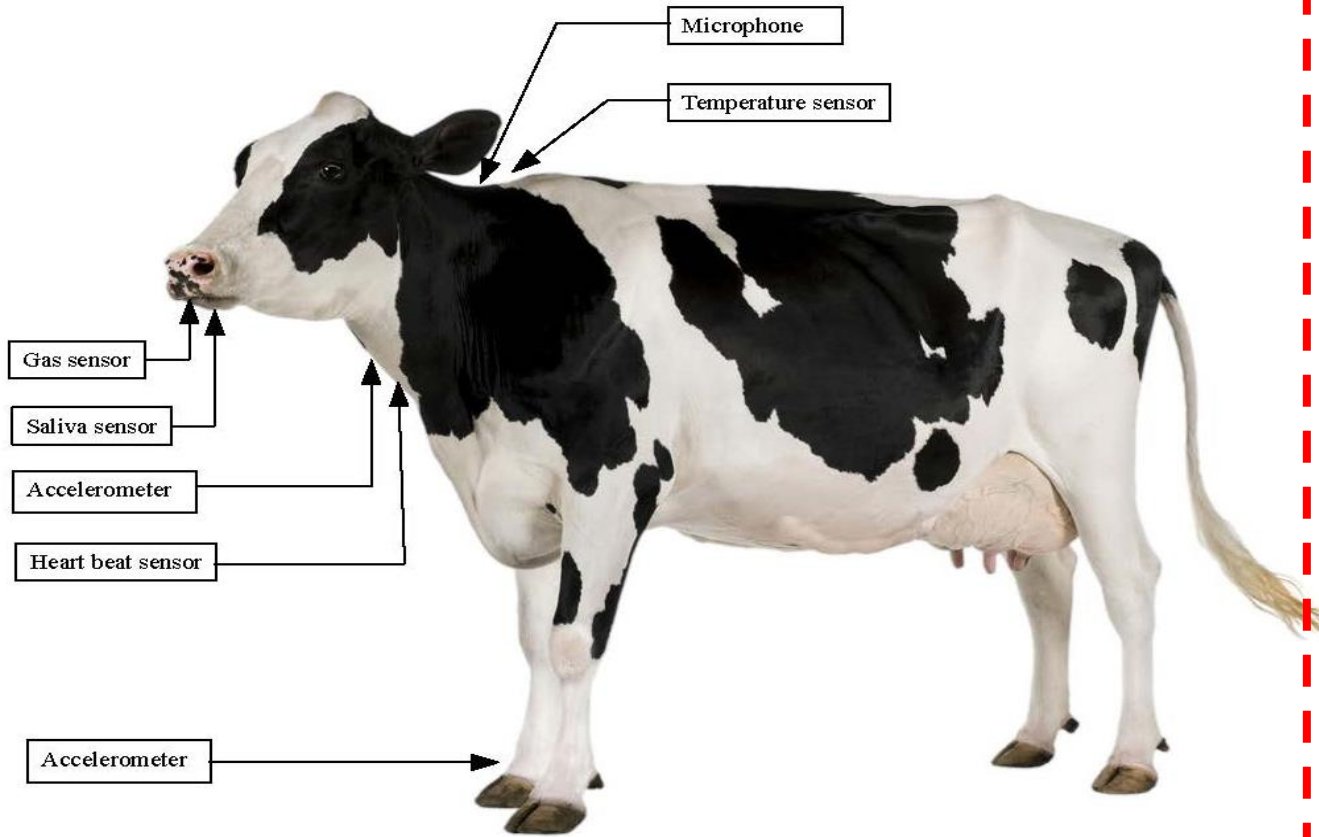
Source: C. Dockendorf, A. Mitra, **S. P. Mohanty**, and E. Kougianos, "Lite-Agro: Exploring Light-Duty Computing Platforms for IoAT-Edge AI in Plant Disease Identification", in *Proceedings of the IFIP International Internet of Things Conference (IFIP-IoT)*, 2023, pp. 371--380, DOI: https://doi.org/10.1007/978-3-031-45882-8_25.

Our LiveCare - IoT-Based Cattle Healthcare Framework



Source: P. S. Chatterjee, N. K. Ray, and S. P. Mohanty, "LiveCare: An IoT based Healthcare Framework for Livestocks in Smart Agriculture", *IEEE Transactions on Consumer Electronics (TCE)*, Vol. 67, No. 4, Nov 2021, pp. 257—265, DOI: <https://doi.org/10.1109/TCE.2021.3128236>.

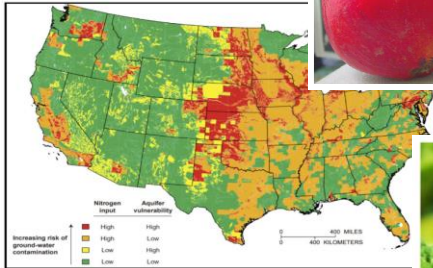
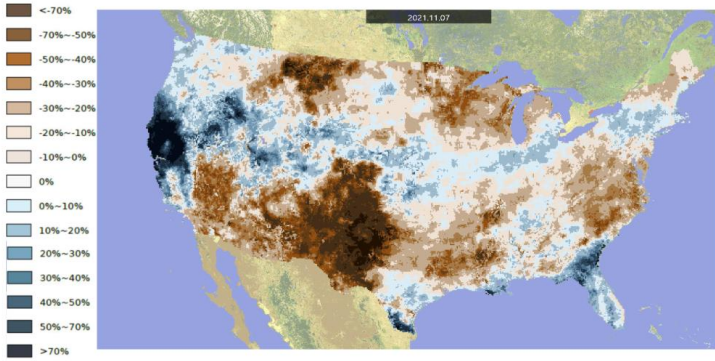
Our LiveCare - IoT-Based Cattle Healthcare Framework



Sensor	Behavior	Value [9][29]		
(1) Temperature Sensor	Cold	35.5°C to 38.5°C		
	Normal	38.5°C to 39.5°C		
	Low fever	39.5°C to 40.5°C		
	Middle fever	40.5°C to 41.5°C		
	High fever	Above 41.5°C		
(2) Three-axis Accelerometer	Standing still	X	Y	Z
	Moving	constant	-	constant
	Prostration	variable	variable	variable
	Lameness	constant	constant	constant
	Discomfort	variable	-	variable
(3) Microphone	Mooing or Coughing	yes		
		No		
(4) Gas sensor	Smell of breath	yes		
		No		
(5) Load sensor	Load shifting	yes (load varies on four legs)		
		No (load constant on four legs)		
(6) Heartbeat sensor	Heart rate (normal for adult cow)	48 to 84 beats per minute		
	Heart rate (anxiety)	Above 84 beats per minute		
(7) Electrical conductivity sensor	For healthy cow	4 to 6 milliSiemens (ms)		
	Clinically infected cow	Above 6 milliSiemens (ms)		
(8) Saliva sensor	Saliva hangs from mouth	Present		
		Not present		

Source: P. S. Chatterjee, N. K. Ray, and S. P. Mohanty, "LiveCare: An IoT based Healthcare Framework for Livestocks in Smart Agriculture", *IEEE Transactions on Consumer Electronics (TCE)*, Vol. 67, No. 4, Nov 2021, pp. 257—265, DOI: <https://doi.org/10.1109/TCE.2021.3128236>.

Smart Agriculture- Datasets for AI

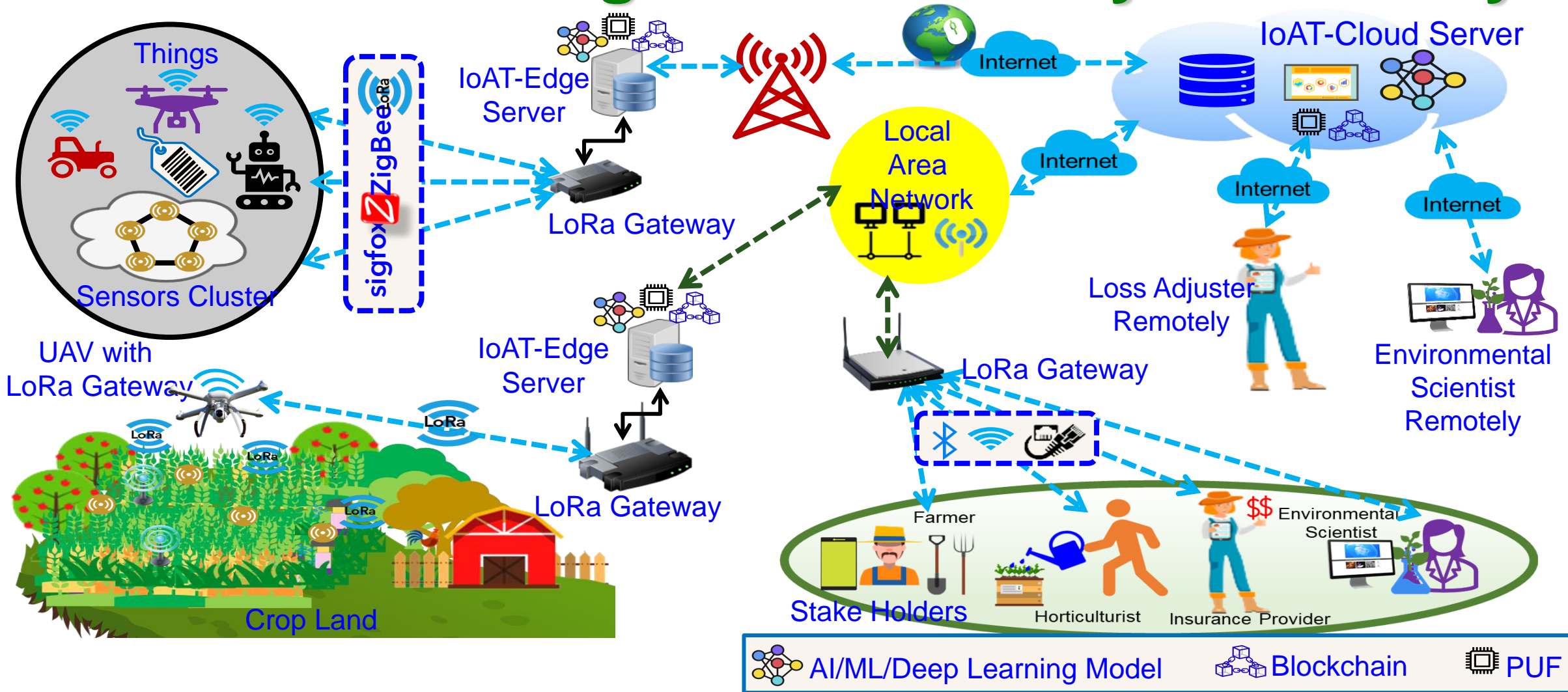


Dataset	Source	Dataset Format	Link
Crop Yield & Production	USDA & NASS	.php	https://www.nass.usda.gov/Charts_and_Maps/
Crop Condition & Soil Moisture	Crop-CASMA	.gis	https://nassgeo.csiss.gmu.edu/CropCASMA/
Plant Diseases	Kaggle	.jpg	https://www.kaggle.com/saroz014/plant-diseases
Soil Health & Characterization	NCSS	.mdb	https://new.cloudvault.usda.gov/index.php/s/7iknp275KdTKwCA
Pesticide use in Agriculture	USGS	.php, .txt	https://water.usgs.gov/nawqa/pnsp/usage/maps/
Water use in Agriculture	USGS	Tableau	https://labs.waterdata.usgs.gov/visualizations/water-use-15
Groundwater Nitrate Contamination	USGS	.jpeg	https://prd-wret.s3-us-west-2.amazonaws.com/assets/palladium/production/s3fs-public/thumbnails/image/wss-nitrogen-map-us-risk-areas.jpg
Disaster Analysis	USDA & NASS	.png, .pdf	https://www.nass.usda.gov/Research_and_Science/Disaster-Analysis/

[Source: A. Mitra, S. L. T. Vangipuram, A. K. Bapatla, V. K. V. V. Bathalapalli, **S. P. Mohanty**, E. Kougianos, and C. Ray, “Everything You wanted to Know about Smart Agriculture”, *arXiv Computer Science*, [arXiv:2201.04754](https://arxiv.org/abs/2201.04754), Jan 2022, 45-pages.]

Smart Agriculture Case Studies - Cybersecurity Solutions

A-CPS with Integrated AI and Cybersecurity

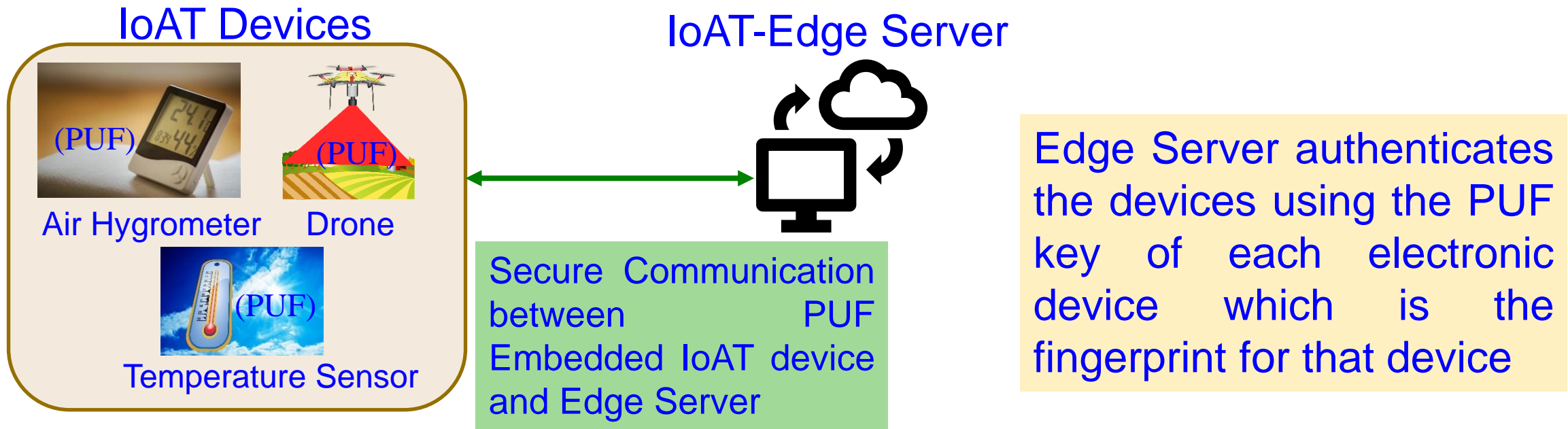


Source: A. Mitra, A. Singhal, **S. P. Mohanty**, E. Kougianos, and C. Ray, "eCrop: A Novel Framework for Automatic Crop Damage Estimation in Smart Agriculture", *Springer Nature Computer Science (SN-CS)*, Vol. 3, No. 4, July 2022, Article: 319, 16-pages, DOI: <https://doi.org/10.1007/s42979-022-01216-8>.

Smart Agriculture Cybersecurity - Solutions

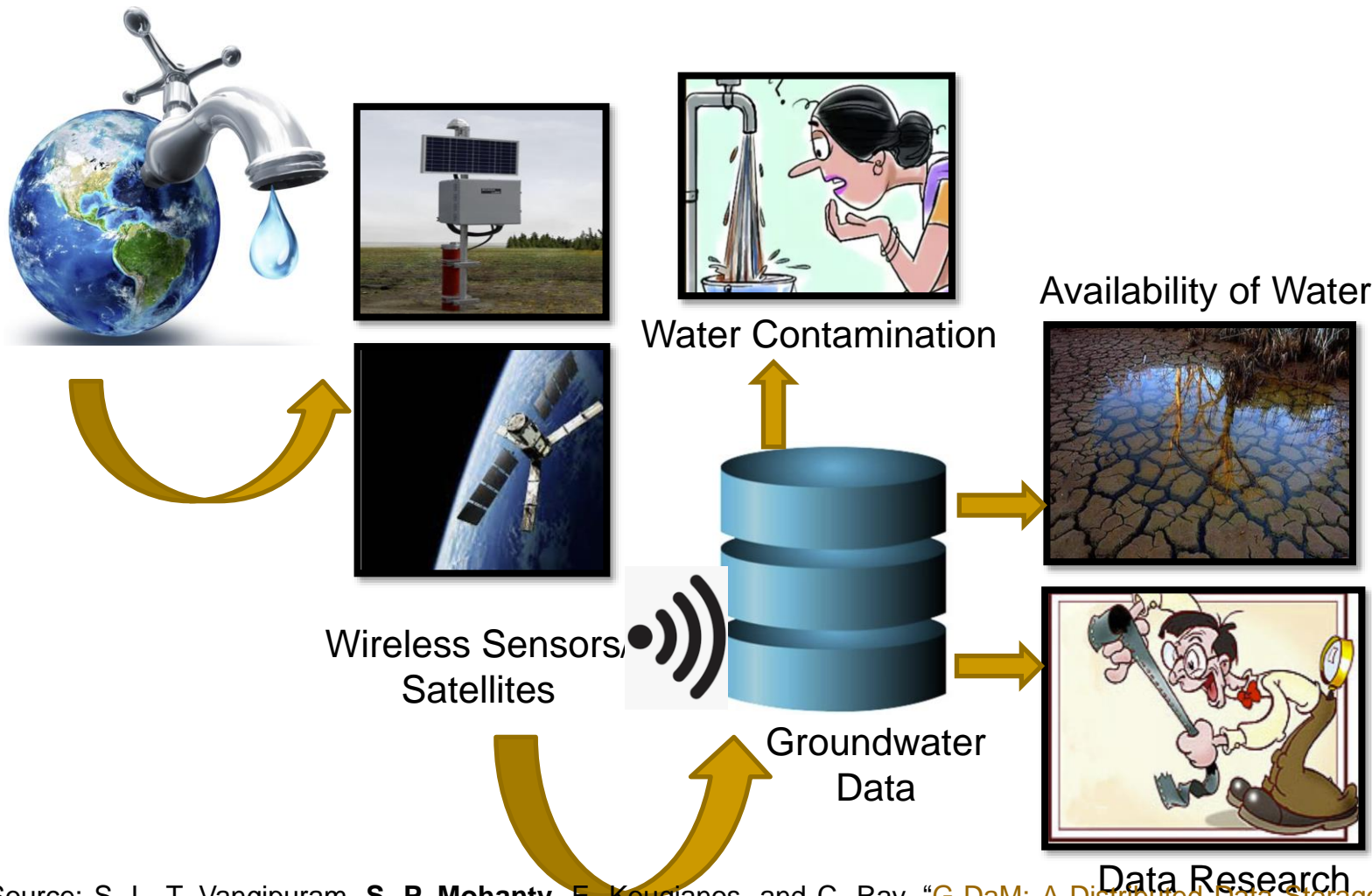
- Developing IoAT-Edge and IoAT-cloud centric network model
- Integrate A-CPS with Security-by-Design (SbD) and Privacy-by-Design (PbD) measures right at the design phase.
- Using Intrusion detection systems
- PUF based energy-efficient solutions for integrated security
- Blockchain based solutions for data and device integrity
- Physical countermeasures
 - Machine learning based countermeasures
- Constant security analysis

Our Security-by-Design Approach for Robust IoAT



Source: V. K. V. V. Bathalapalli, S. P. Mohanty, E. Kougianos, V. P. Yanambaka, B. K. Baniya and B. Rout, "A PUF-based Approach for Sustainable Cybersecurity in Smart Agriculture," in *Proc. 19th OITS International Conference on Information Technology (OCIT)*, 2021, pp. 375-380, doi: 10.1109/OCIT53463.2021.00080.

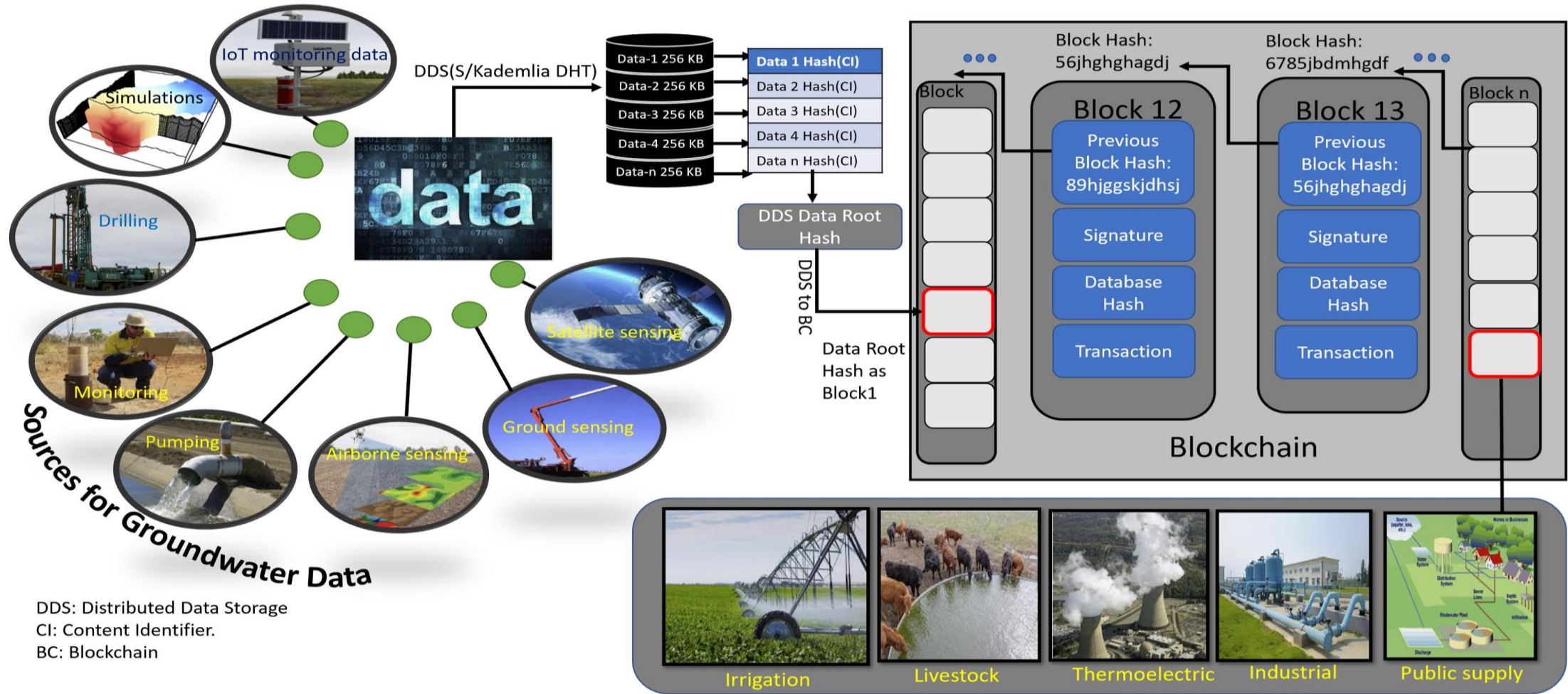
Our G-DaM: Introduction-Ground Water Data



- ❑ Groundwater is 1.69 % of total water on earth.
- ❑ Source of sustenance.
- ❑ Data collected from diverse sources.
- ❑ Helps in Increasing Food Production
- ❑ Checking Water Availability
- ❑ Predicting Water supplies.
- ❑ Analysis of Contaminant Water .

Source: S. L. T. Vangipuram, **S. P. Mohanty**, E. Kougianos, and C. Ray, "G-DaM: A Distributed Data Storage with Blockchain Framework for Management of Groundwater Quality Data", *MDPI Sensors*, Vol. 22, No. 22, Nov 2022, 20-pages, DOI: <https://doi.org/10.3390/s22228725>.

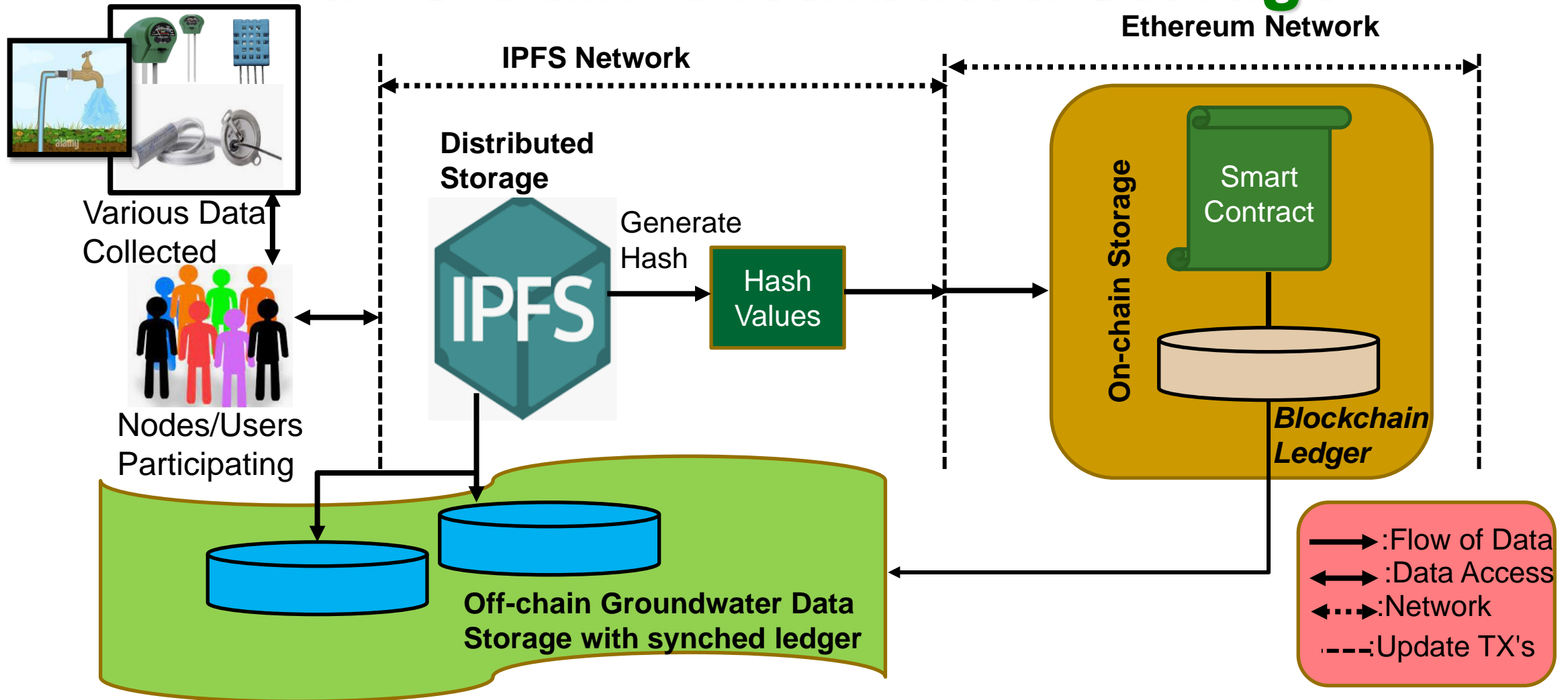
Our G-DaM: Proposed Architecture



DDS: Distributed Data Storage
 CI: Content Identifier.
 BC: Blockchain

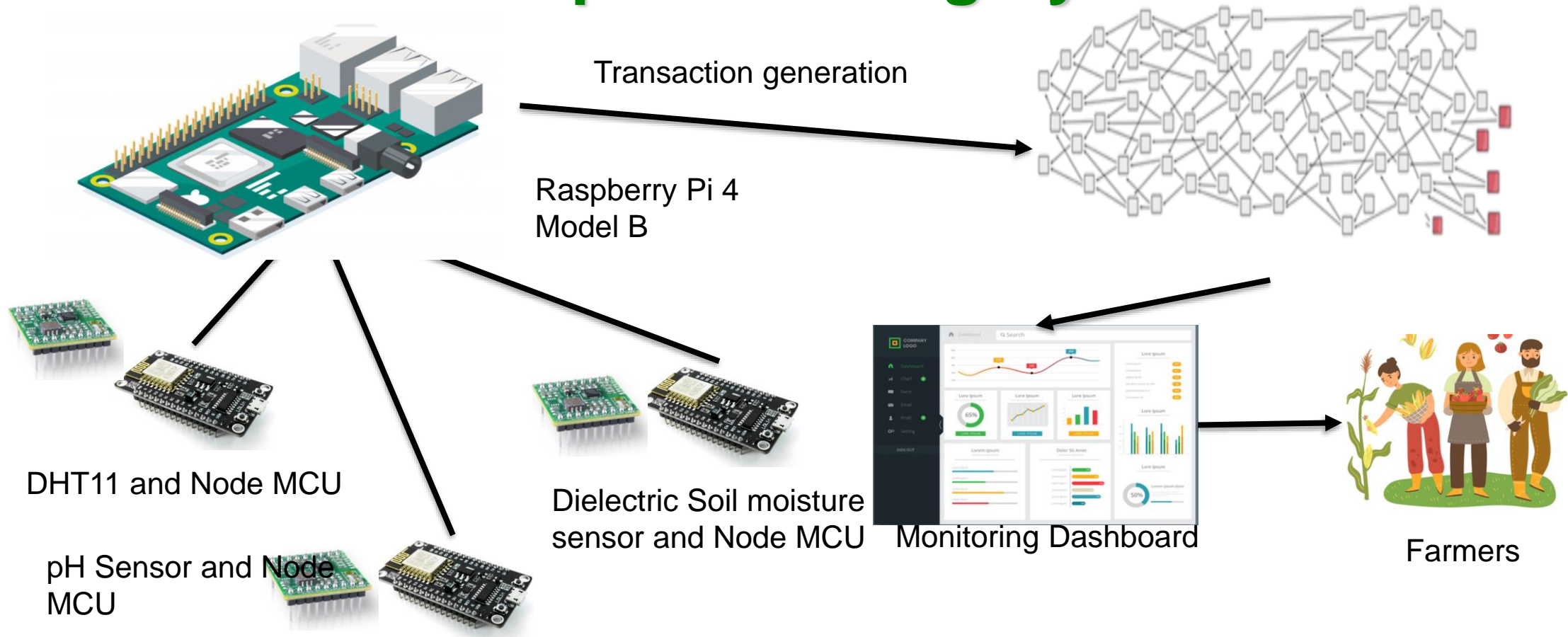
Source: S. L. T. Vangipuram, S. P. Mohanty, E. Kougianos, and C. Ray, "G-DaM: A Distributed Data Storage with Blockchain Framework for Management of Groundwater Quality Data", *MDPI Sensors*, Vol. 22, No. 22, Nov 2022, 20-pages, DOI: <https://doi.org/10.3390/s22228725>.

Our G-DaM: Distributed Storage



Source: S. L. T. Vangipuram, S. P. Mohanty, E. Kougianos, and C. Ray, "G-DaM: A Distributed Data Storage with Blockchain Framework for Management of Groundwater Quality Data", *MDPI Sensors*, Vol. 22, No. 22, Nov 2022, 20-pages, DOI: <https://doi.org/10.3390/s22228725>.

Our sFarm: A Distributed Ledger based Remote Crop Monitoring System

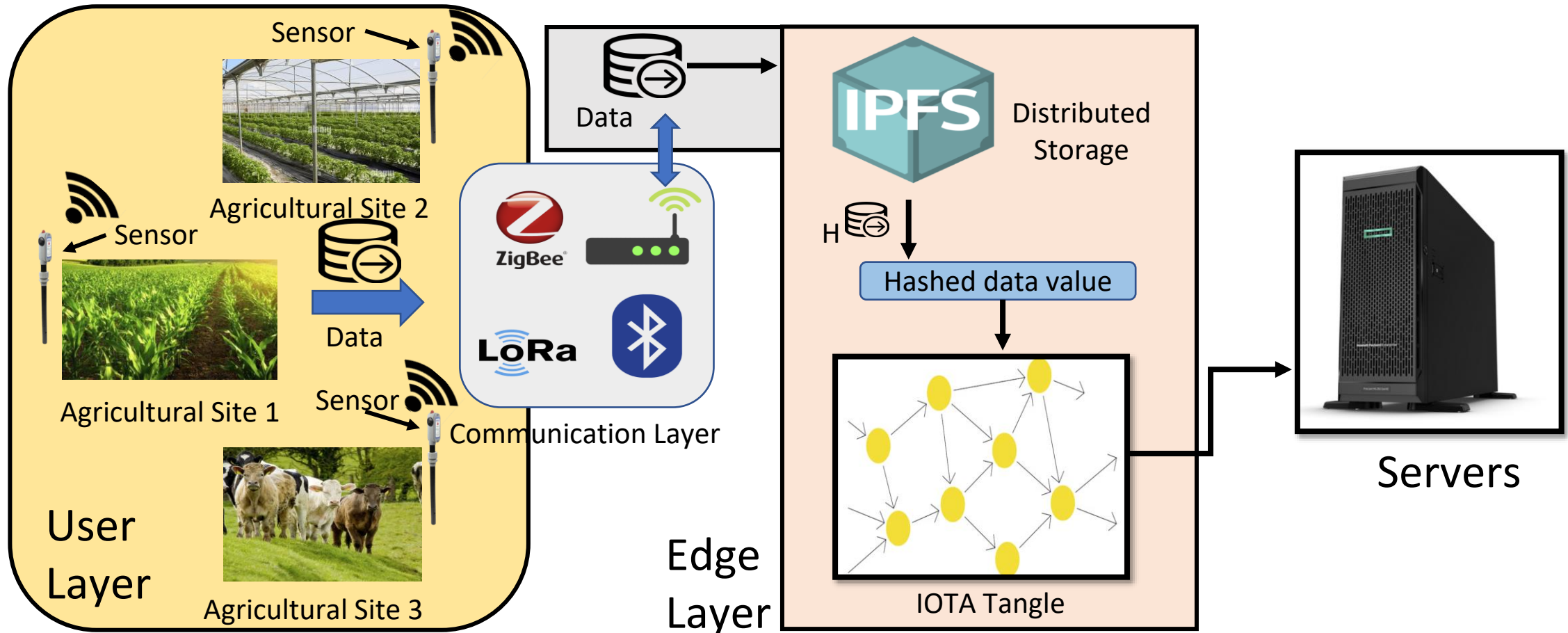


Source: A. K. Bapatla, **S. P. Mohanty**, and E. Kougianos, “sFarm: A Distributed Ledger based Remote Crop Monitoring System for Smart Farming”, in *Proceedings of the 4th IFIP International Internet of Things Conference (IFIP-IoT)*, 2021, pp. 13—31, DOI: https://doi.org/10.1007/978-3-030-96466-5_2

Our sFarm: Solution

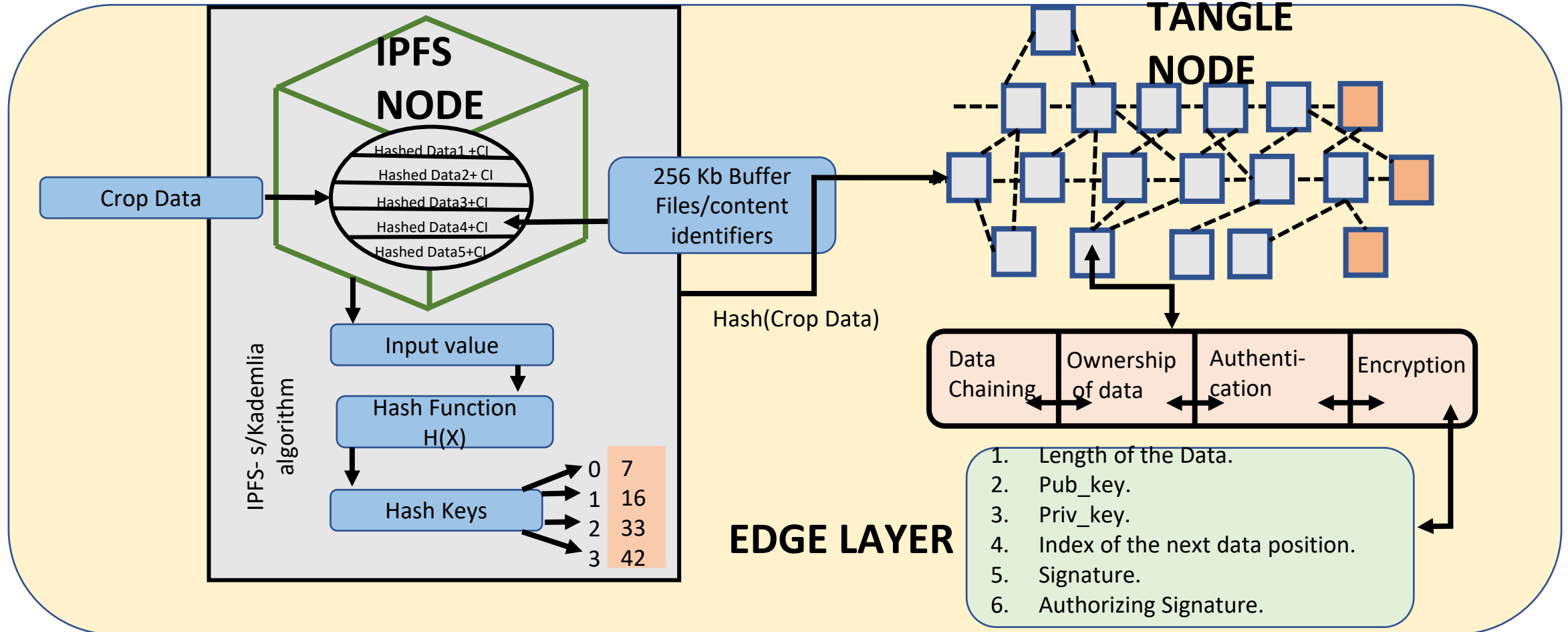
- Tangle is a data structure behind the IOTA which is a Directed Acyclic Graph (DAG).
- Directed Acyclic Graphs (DAG) are the data structures which grow in one direction and doesn't have cyclic structures within.
- Tangle is maintained and updated at all the nodes in the network.
- Any new transaction is published will be attached to the Tangle tips.
- Will be single source of truth.

CroPAiD: Our Novel Framework for Protection of Information in A-CPS



Source: S. L. T. Vangipuram, **S. P. Mohanty**, and E. Kougianos, "CroPAiD: Protection of Information in Agriculture Cyber-Physical Systems Using Distributed Storage and Ledger", in *Proceedings of the IFIP International Internet of Things Conference (IFIP-IoT)*, 2023, pp. 375--394, DOI: https://doi.org/10.1007/978-3-031-45878-1_26.

CroPAiD: Our Novel Framework for Protection of Information in A-CPS



Source: S. L. T. Vangipuram, **S. P. Mohanty**, and E. Kougianos, "CroPAiD: Protection of Information in Agriculture Cyber-Physical Systems Using Distributed Storage and Ledger", in *Proceedings of the IFIP International Internet of Things Conference (IFIP-IoT)*, 2023, pp. 375--394, DOI: https://doi.org/10.1007/978-3-031-45878-1_26.

CroPAiD: Our Novel Framework for Protection of Information in A-CPS

File Name	Size	.ZIP Size	IPFSHash	Tangle Hash
Apple-Healthy	25.7 MB	23.8 MB	QmXWpe6Q5v9qH7Wwgr 5HH5BmB78Q2u4wP WfD7NkvooFZRp	SKJYF76R3947IRYREIU598475FHKEUR834759IFR30WP WEKDSVLDKFR0IRFHDKJ
Apple-Cedarapplerust	3.25 MB	2.9 MB	QmYuERUhBu8fuXRa b7RkWwDqDZKHcn8Dp kUwpopaNMjAB3	GZSDUAYR87R675RWRYGJDHFU9586ERUFJBLDIR43950 35RTHGKVJS579048EOIHK
Cherry-healthy	15.1 MB	14.06 MB	QmPRkovGVUgYx2ue hy1g5QHwqECXpd1No CXAsUehznjU5t	JHSGFUY5R635RWGFJSHVET875985WIGDSHVLUSP5T9 8 FHDVJDOYW8R76487RITHK
Cherry-Powderymildew	12.8 MB	11.41 MB	QmTy9g2ENwSP66D V2qkUP7XchCd9AQ maznM8saZbvz1xcY	CMVNGGF653RFHHKJLLOUUERWEQSCCBBJH87966453 FDJ GHKJUJRTEESXZVFMHKJO
Corn-healthy	14.9 MB	13.39 MB	QmZkM4ymQCXKThL hY6igBMPxcjwaNa uGj6Khvnr1rfuHNh	LQREWRR5473FCVVNGH67892DHGNCSK53FHSFFKJOI W RW9345FDGERSBHYUKIOUQW
Corn-Commonrust	18.4 MB	16.72 MB	QmVCm8uXgyvnQEfvC bDpPxZ95XNuTyS ir7thRMMLfoNzFi	FR5476HYHKHNCVZSA338687UYKJNGGFTR544333DEH GJUIPKMNMBBFVDFSEW4YU
Grape-healthy	6.87 MB	6.29 MB	QmX1ohMDQqRqtvDG PYVGZjyfVx3zuVEK TXxKRmj6VJxc75	MNXBFYO5I73RGKLD7879HSJRY764934UTWJHEUFQJO 7GDAPOLKLK0IUSDWKNMND4
Grape-Esca (BlackMeasle)	28.6 MB	27.30 MB	QmZw4X69QyptuNWj bA3o6NWAK6x9ve eb3CcXZdPWQV6qcY	MNXBFYO5I73RGKLD7879HSJRY764934UTWJHEUFQJO 7GDAPOLKLK0IUSDWKNMND4

Source: S. L. T. Vangipuram, **S. P. Mohanty**, and E. Kougianos, “[CroPAiD: Protection of Information in Agriculture Cyber-Physical Systems Using Distributed Storage and Ledger](https://doi.org/10.1007/978-3-031-45878-1_26)”, in *Proceedings of the IFIP International Internet of Things Conference (IFIP-IoT)*, 2023, pp. 375--394, DOI: https://doi.org/10.1007/978-3-031-45878-1_26.

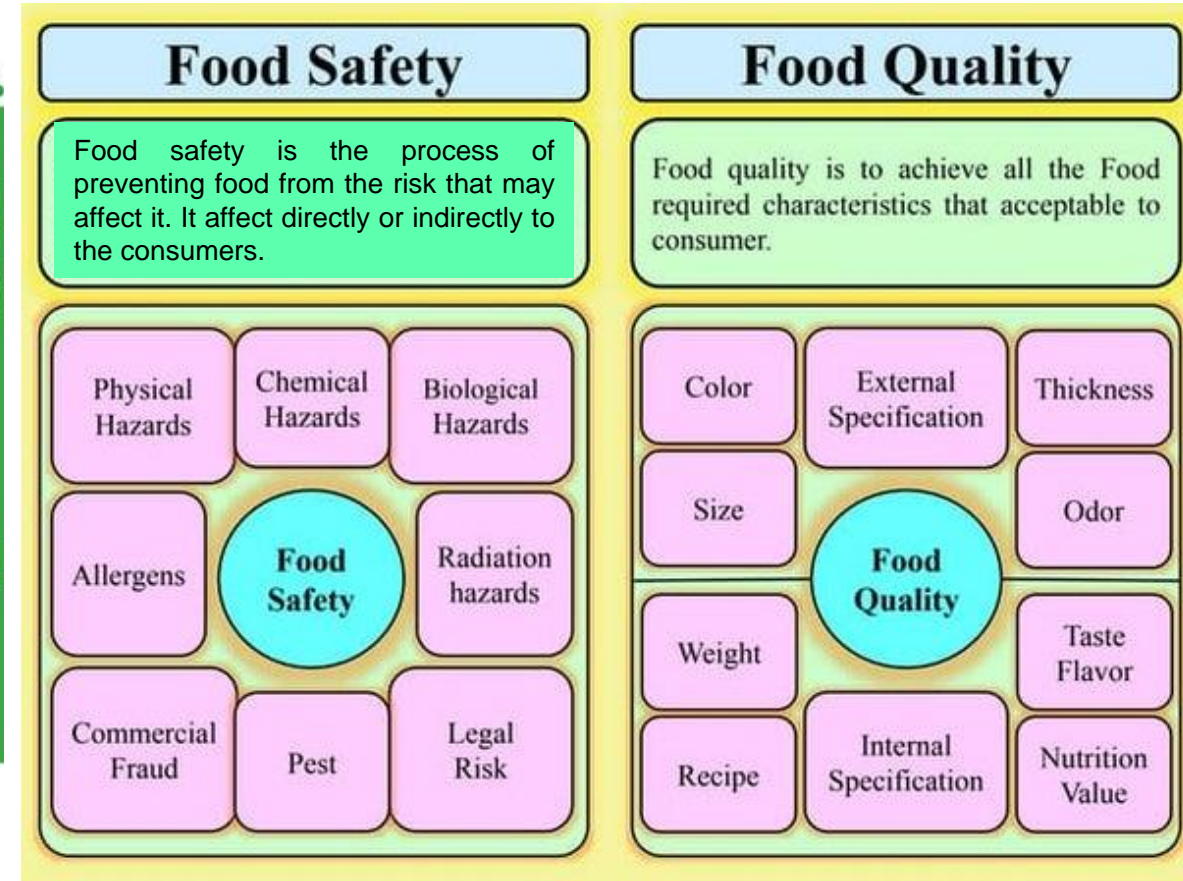
Food Safety and Quality

Food Safety Vs Food Quality

How can we stay vigilant when developing and manufacturing products in this new world ?



Source: <https://inewtrition.com/ensuring-food-safety-quality/>



Source: <https://www.slideshare.net/ijazulhaqrana/food-safety-vs-food-quality>

Fruit and Vegetable Safety and Quality?

Source: <https://www.openpr.com/news/2062098/food-safety-testing-market-swot-analysis-by-key-players>



Source: H.Cakmak, "Assessment of fresh fruit and vegetable quality with non-destructive methods", Food Quality and Shelf Life, Editor - C. M. Galanakis, Academic Press, 2019, ISBN: 978-0-12-817190-5, pp. 303-331.



Source: <https://aimcontrolgroup.com/en/fruit-inspection-and-vegetable-quality-control.html>

Am I really eating
what I think I am eating?



Source: <https://aimcontrolgroup.com/en/fruit-inspection-and-vegetable-quality-control.html>

Fish Safety and Quality?



Source: <https://www.sciencedirect.com/science/article/pii/B9780128242964000074>



Source: <https://kiribatifishltd.com/quality-assurance/>

Am I eating a fish that is safe for my body?



Poultry Safety and Quality?

Poultry & Eggs

Chickens, turkeys, ducks, geese, and other fowl are considered poultry. Chickens are the most plentiful type of poultry raised for meat and egg production in Kentucky.



In the past many households kept chickens for eggs and an occasional dinner. The modern chicken industry, however, produces nutritious, wholesome, high quality products that become more affordable year after year.



Most meat-type chickens, or broilers, enter a temperature controlled house when they are 1 day old.



The chicks are provided a diet of corn and soybeans and plenty of water until they are grown. Kentucky poultry eat between 25 and 35% of locally-grown corn and soybeans!



Chickens are able to convert their feed to high-quality protein that provides us essential amino acids, B vitamins and minerals, such as iron and zinc.

Source: <https://www.teachkyag.org/lessons/learn-about-poultry-and-eggs>



Broiler or Layer?

While all chickens can be raised for meat, and all female chickens (hens) lay eggs, certain breeds of chickens are better suited for each purpose.

Broilers:

- Grow quickly and will reach their full size in less than 8 weeks - between 3 and 7 pounds depending on their use.
- Are not raised in cages, but are allowed to roam temperature-controlled houses, yards, or on pastures.
- Are never given hormones or steroids.

Layers:

- Hens will begin to lay eggs when they are 18 to 26 weeks old.
- May be kept in cages for ease of feeding and collecting eggs, or they may be kept in open houses, yards, or on pastures with laying boxes near by.
- Commercial laying hens are typically used for meat after they have reached 2 years of age or when egg production begins to decline.
- Are never given hormones or steroids.



Eggs are the most economical high-quality protein available. Chicken meat is third, behind cow's milk.

Egg Nutrition Facts

For only 70 calories each, eggs are rich in nutrients. They contain, in varying amounts, almost every essential vitamin and mineral needed by humans as well as several other beneficial food components. Egg protein is the standard by which other protein sources are measured. A large egg contains over six grams of protein.


The average laying hen lays 286 eggs per year.



Commercial egg production is quite automated and works to improve food safety and sanitation. Houses also protect birds from predators and many diseases.



Turkeys are raised similarly to broilers, but they will grow for 3 to 6 months and weigh 15 to 30 pounds.



Source: <https://hgic.clemson.edu/factsheet/safe-handling-of-poultry/>

Is this Egg safe to use?



Source: <https://www.meatpoultry.com/articles/22221-poultry-processing-tech-quality-controls>

Is this Chicken Meat safe to eat?

World average consumption per person per year: 161 eggs (2018 data)

Milk Safety and Quality?



Some germs linked to raw milk outbreaks

Campylobacter E. coli
Salmonella Listeria

Source: <https://www.cdc.gov/foodsafety/pdfs/raw-milk-infographic2-508c.pdf>

+ Spoilage in the supply chain

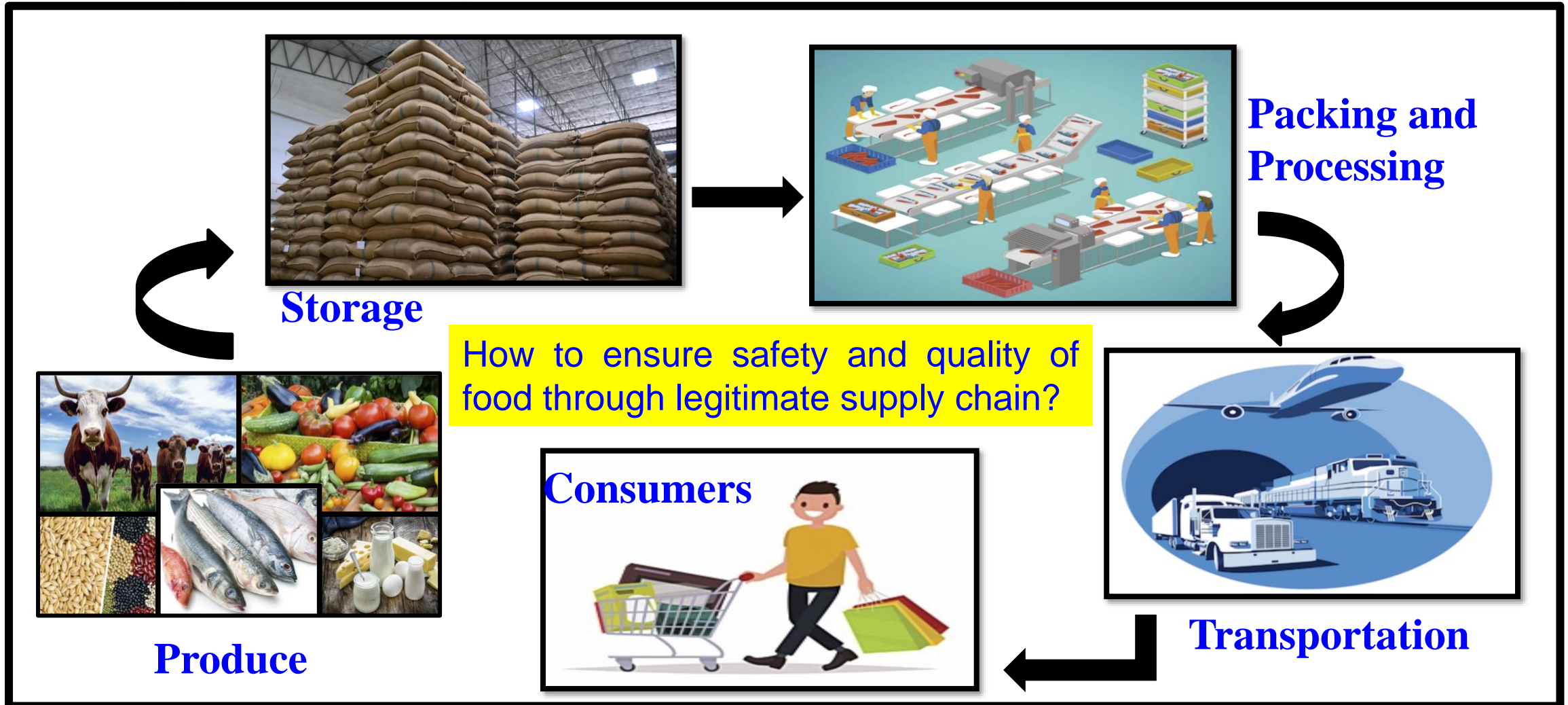
How Safe is the Milk that I am Drinking?



Source: A. Poghossian, H. Geissler, and M. J. Schöning, "Rapid methods and sensors for milk quality monitoring and spoilage detection", *Biosensors and Bioelectronics*, Volume 140, 2019.

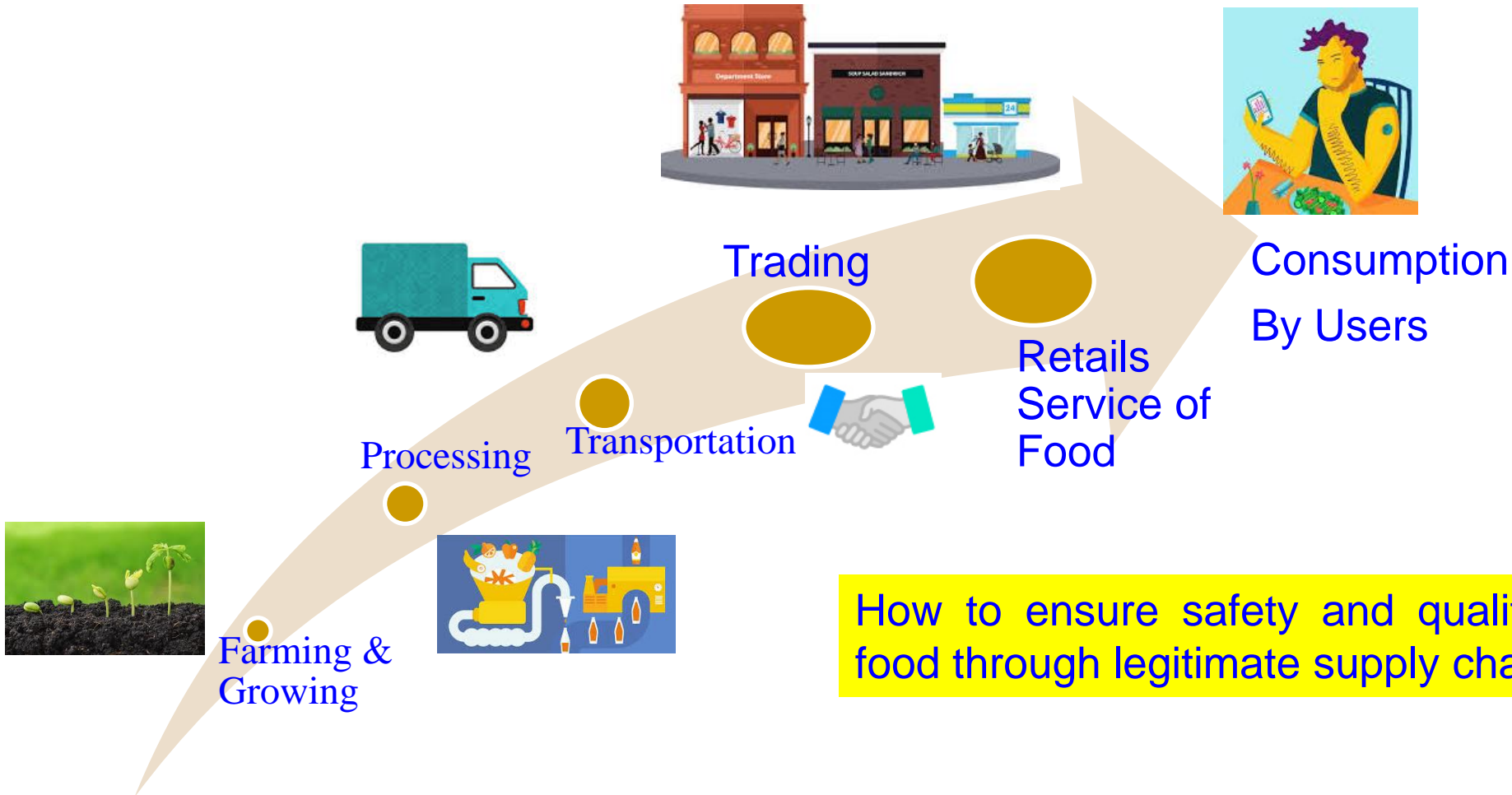
Source: <https://www.foodnavigator-asia.com/Article/2019/11/04/Myth-busted-FSSAI-claims-local-milk-to-be-largely-safe-despite-widespread-quality-fears>

Stages in Agricultural Product Distribution



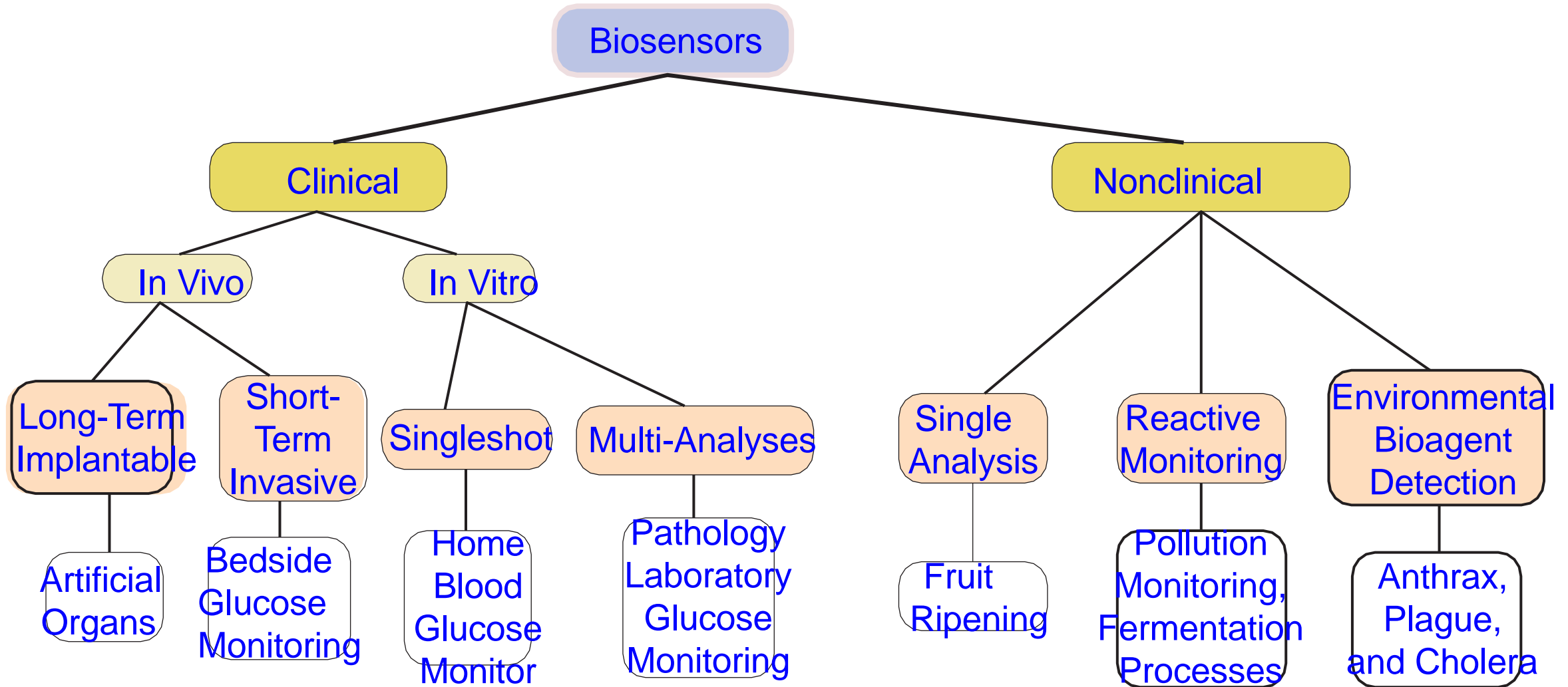
Source: S. L. T. Vangipuram, S. P. Mohanty, E. Kougianos, and C. Ray, "agroString: Visibility and Provenance through a Private Blockchain Platform for Agricultural Dispense towards Consumers", *MDPI Sensors*, Vol. 22, No. 21, Oct 2022, 20-pages, DOI: <https://doi.org/10.3390/s22218227>.

Food Supply Chain: Farm → Dinning



Source: A. M. Joshi, U. P. Shukla, and S. P. Mohanty, "Smart Healthcare for Diabetes: A COVID-19 Perspective", *arXiv Quantitative Biology*, [arXiv:2008.11153](https://arxiv.org/abs/2008.11153), August 2020, 18-pages.

Time to Go Back to the Basics of Biosensors



Source: **S. P. Mohanty** and E. Kougianos, "[Biosensors: A Tutorial Review](#)", *IEEE Potentials*, Vol. 25, No. 2, March/April 2006, pp. 35-40.


Food Safety and Security

- Changes in:
 - Climate-smart farming
 - Eco-friendly farming
- Improved:
 - Larger growth
 - Economic stability of farmers

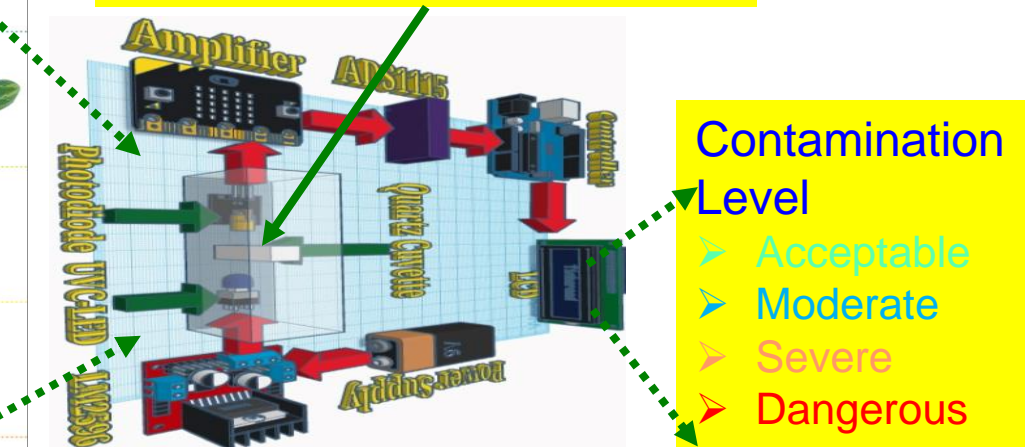
Food Labelling

- Changes in:
 - ❑ Bar code usage
 - ❑ 2D visual tags
 - ❑ Efficient warehouse management
 - ❑ Tag base identification technologies
- Improved:
 - ❑ Well organized fields
 - ❑ Time saving

Our Food-Care: A Device for Detection of Fertilizer Contamination in Fruits and Vegetables



Quartz cuvettes of length 10mm for sample solution.

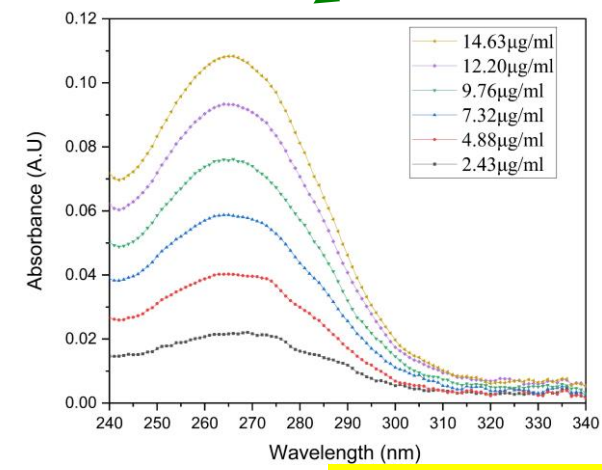


Our Food-Care Device

Contamination Level

- Acceptable
- Moderate
- Severe
- Dangerous

Peak absorbance spectrum of 265nm at different nitrate concentrations.



- Need for Device which is:
- ✓ Portable
 - ✓ Works with dry or wet samples
 - ✓ User safe
 - ✓ Accurate
 - ✓ IoT-Enable

Source: <https://www.smartshanghai.com/articles/wellbeing/are-your-fruits-veggies-safe-nitrate-testing->

Fruit and Vegetables - Nitride Contaminated?

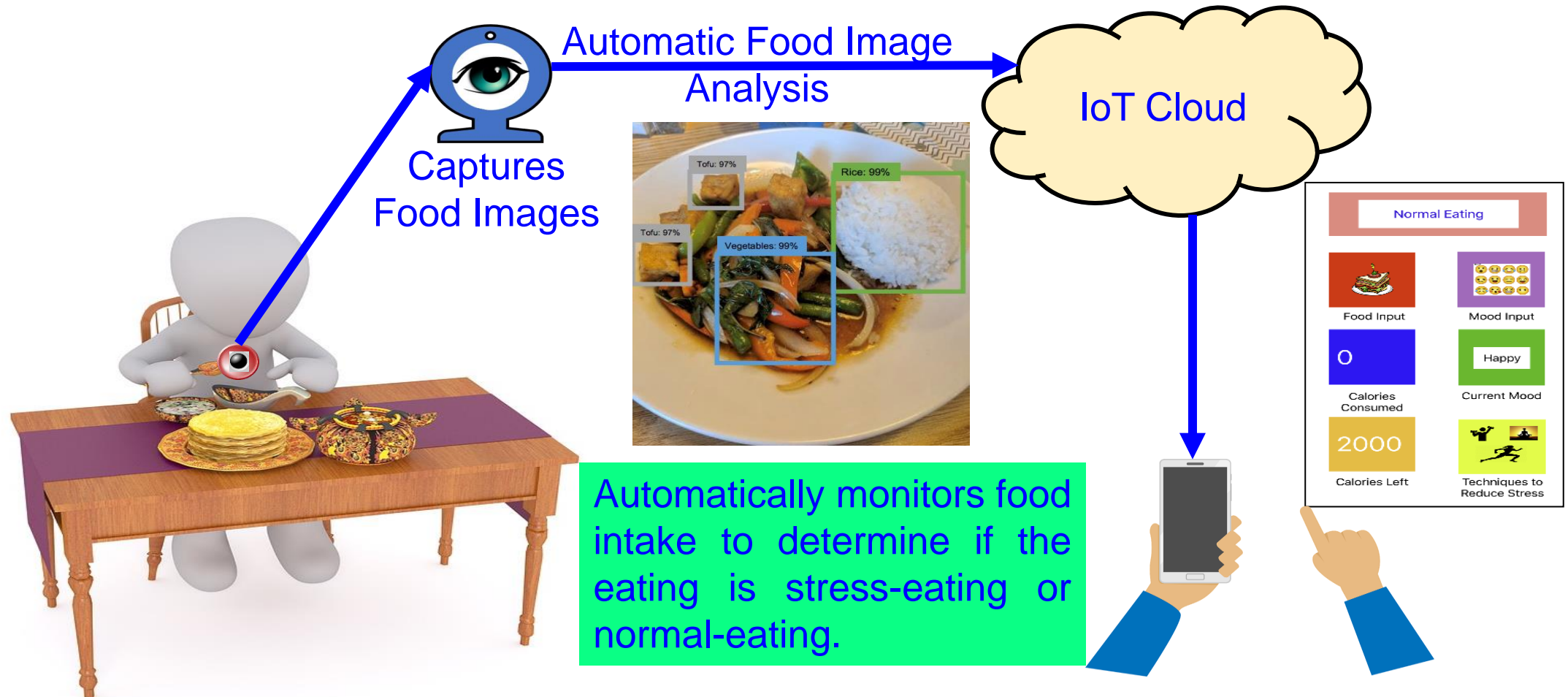
Source: G. Saxena, C. Sahu, A. Joshi, and **S. P. Mohanty**, "Food-Care: An Optoelectronic Device for Detection of Fertilizer Contamination in Fruits and Vegetables in Smart Agriculture Framework", in *Proc. of IEEE International Symposium on Smart Electronic Systems (iSES)*, 2022, pp. Accepted as demo.

Imbalance Diet is a Global Issue

- Imbalanced diet can be either more or fewer of certain nutrients than the body needs.
- In 2017, 11 million deaths and 255 million disability-adjusted life-years (DALYs) were attributable to dietary risk factors.
- Eating wrong type of food is potential cause of a dietary imbalance:

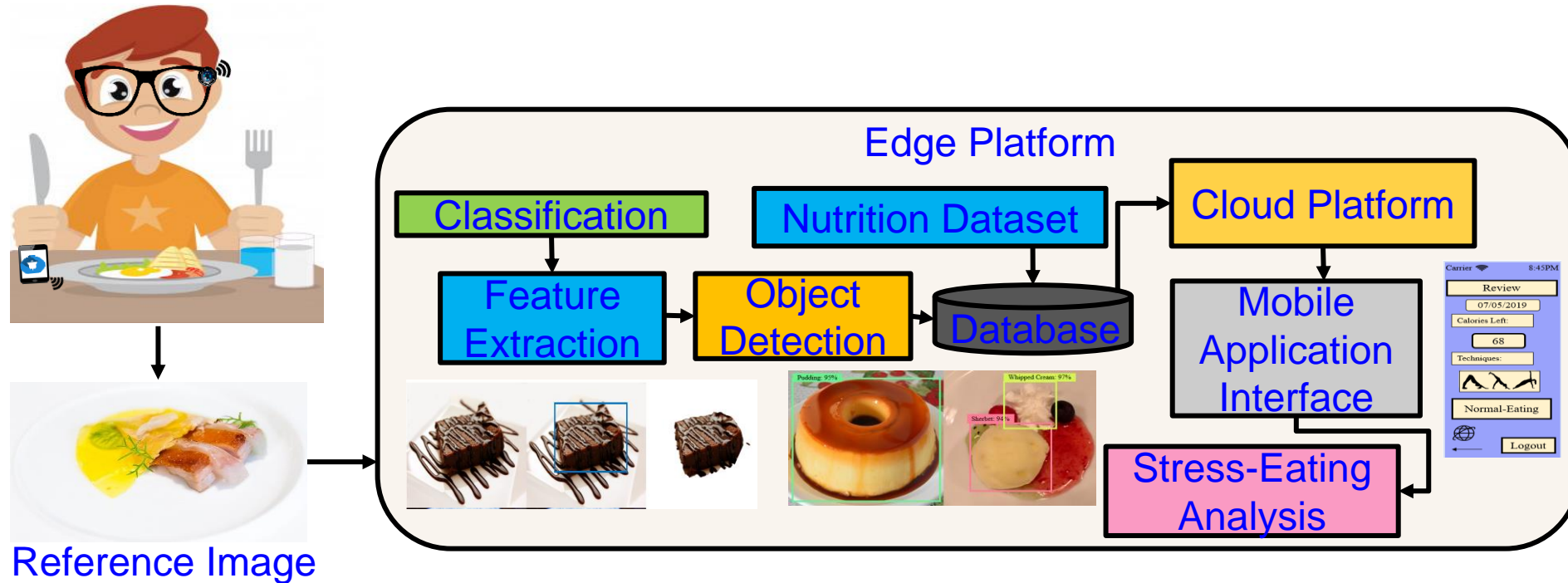
Source: <https://obesity-diet.nutritionalconference.com/events-list/imbalanced-diet-effects-and-causes>
[https://www.thelancet.com/article/S0140-6736\(19\)30041-8/fulltext](https://www.thelancet.com/article/S0140-6736(19)30041-8/fulltext)

Automatic Diet Monitoring & Control - Our Vision



Source: L. Rachakonda, S. P. Mohanty, and E. Kougianos, "iLog: An Intelligent Device for Automatic Food Intake Monitoring and Stress Detection in the IoMT", *IEEE Transactions on Consumer Electronics (TCE)*, Vol. 66, No. 2, May 2020, pp. 115--124.

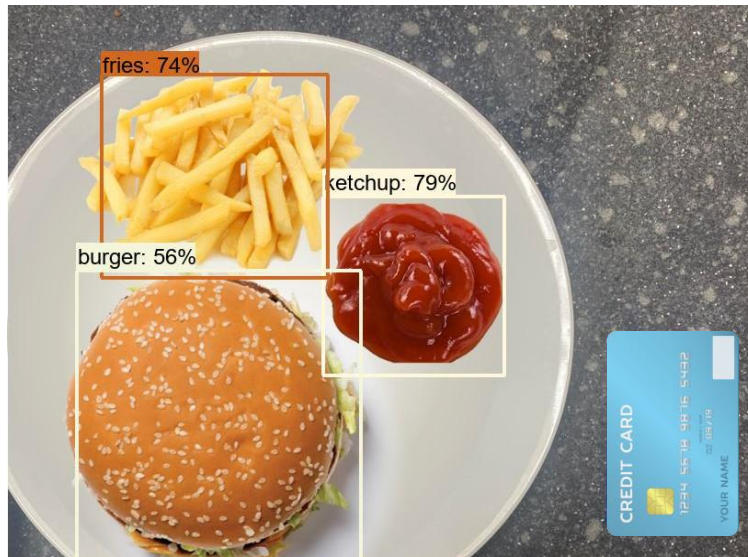
Smart Healthcare – Diet Monitoring - iLog




iLog- Fully Automated Detection System with 98% accuracy.

Source: L. Rachakonda, S. P. Mohanty, and E. Kougianos, "iLog: An Intelligent Device for Automatic Food Intake Monitoring and Stress Detection in the IoMT", *IEEE Transactions on Consumer Electronics (TCE)*, Vol. 66, No. 2, May 2020, pp. 115--124.

Smart Healthcare - Diet Monitoring - iLog 2.0



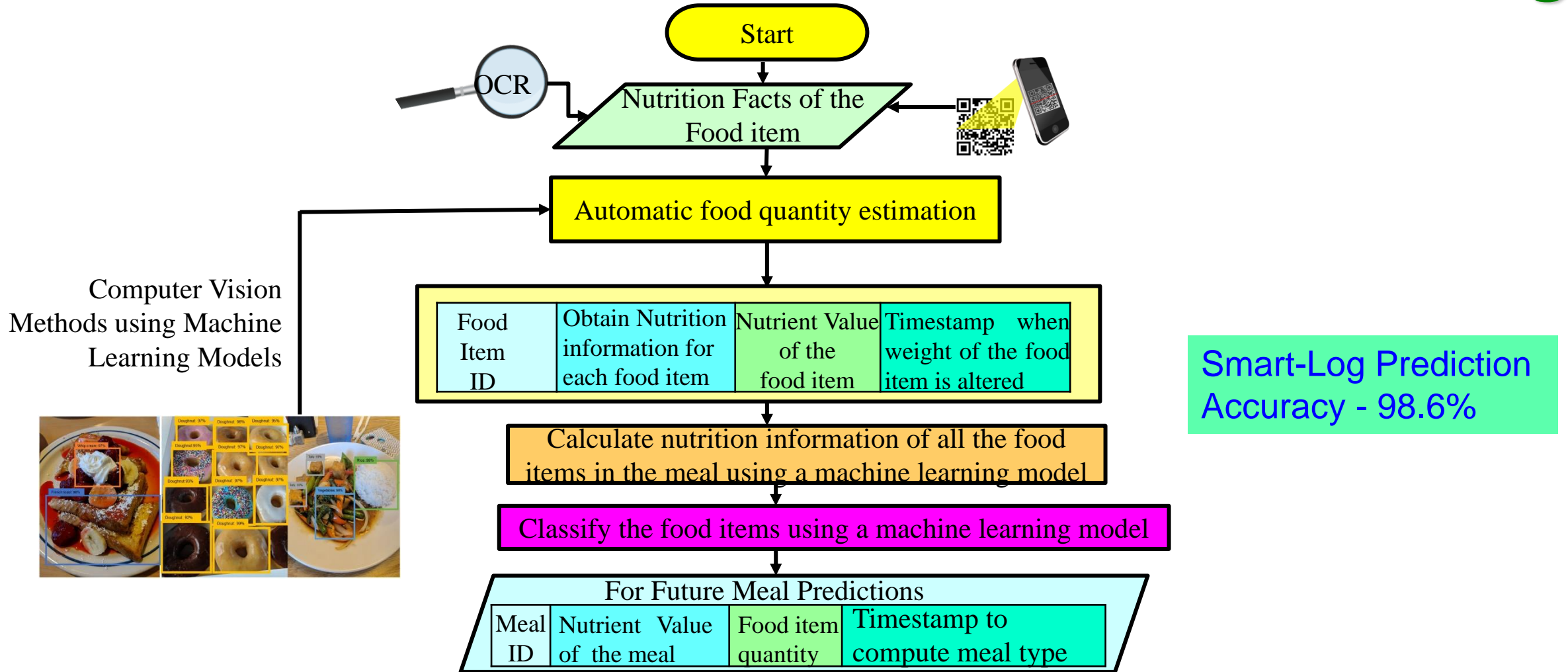
Food Item	Saturated Fat (g)	Sugar (g)	Sodium (mg)	Protein (g)	Carbohydrates (g)
Fries	6.44	1.56	244	4.03	34.84
Burger	6.87	4.67	481	17.29	48.14
Ketchup	0	3.2	136	0.2	4.13
Total	13.31	9.43	861	21.52	87.11



Food Item	Saturated Fat (g)	Sugar (g)	Sodium (mg)	Protein (g)	Carbohydrates (g)
Rice	0.3	0.3	6	12.9	135
Salad	0.8	3.9	264	1.1	7
Total	1.1	4.2	270	14	142

Source: A. Mitra, S. Goel, **S. P. Mohanty**, E. Kougiianos, and L. Rachakonda, "iLog 2.0: A Novel Method for Food Nutritional Value Automatic Quantification in Smart Healthcare", in *Proceedings of the IEEE International Symposium on Smart Electronic Systems (iSES)*, 2022, pp. Accepted.

Smart Healthcare – Diet Prediction – Smart-Log



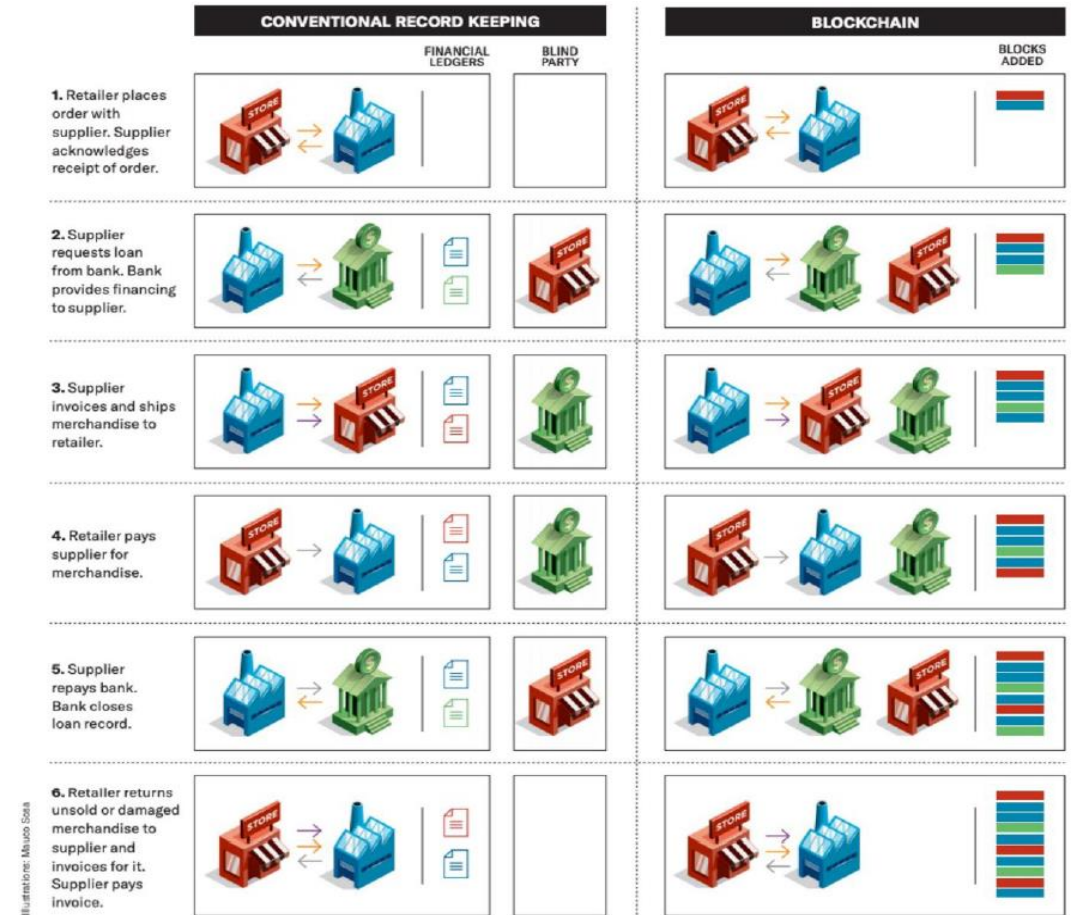
Source: P. Sundaravadivel, K. Kesavan, L. Kesavan, **S. P. Mohanty**, and E. Kougianos, "Smart-Log: A Deep-Learning based Automated Nutrition Monitoring System in the IoT", *IEEE Transactions on Consumer Electronics (TCE)*, Vol 64, Issue 3, Aug 2018, pp. 390-398.



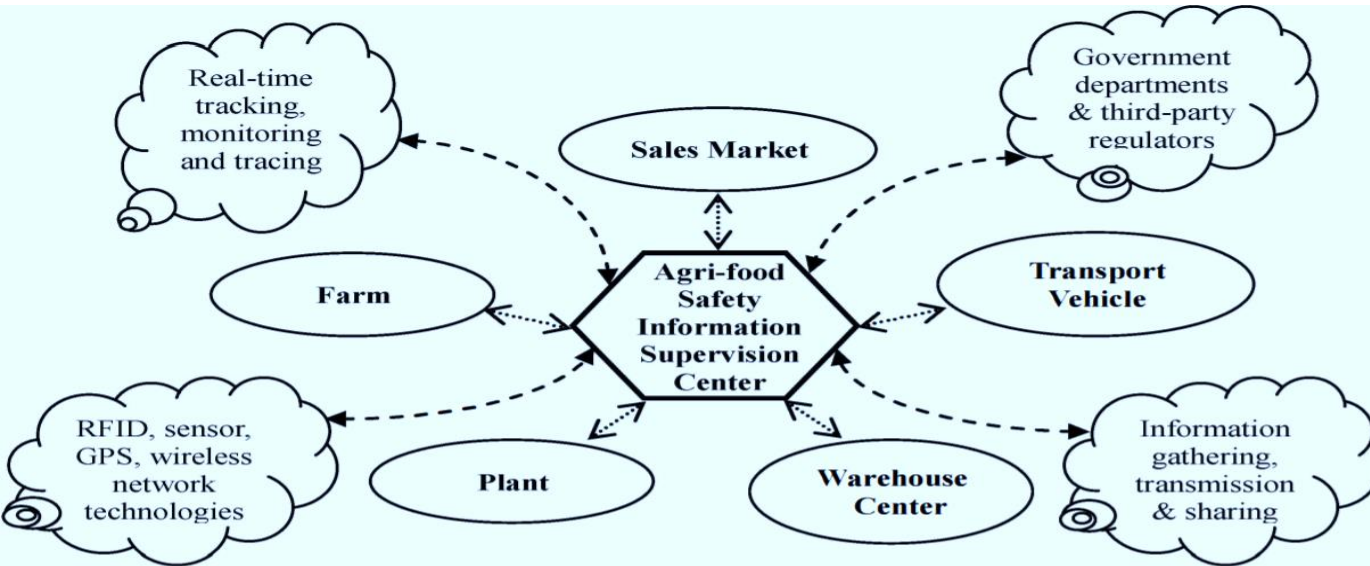
Smart Agriculture – Supply Chain

Transparent Supply Chain

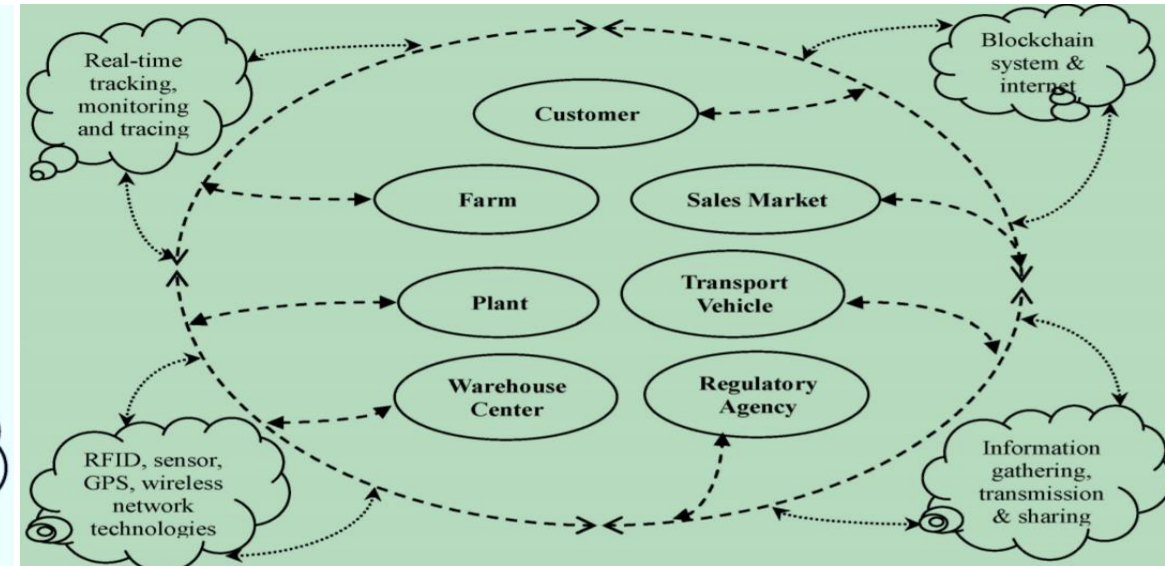
- Execution errors – like mistakes in inventory data, Missing shipments and duplicate payments are difficult to detect in real-time.
- For companies with large number of transactions each day, it is difficult to assess and fix these issues.



Food Traceability Using Efficient Supply Chain



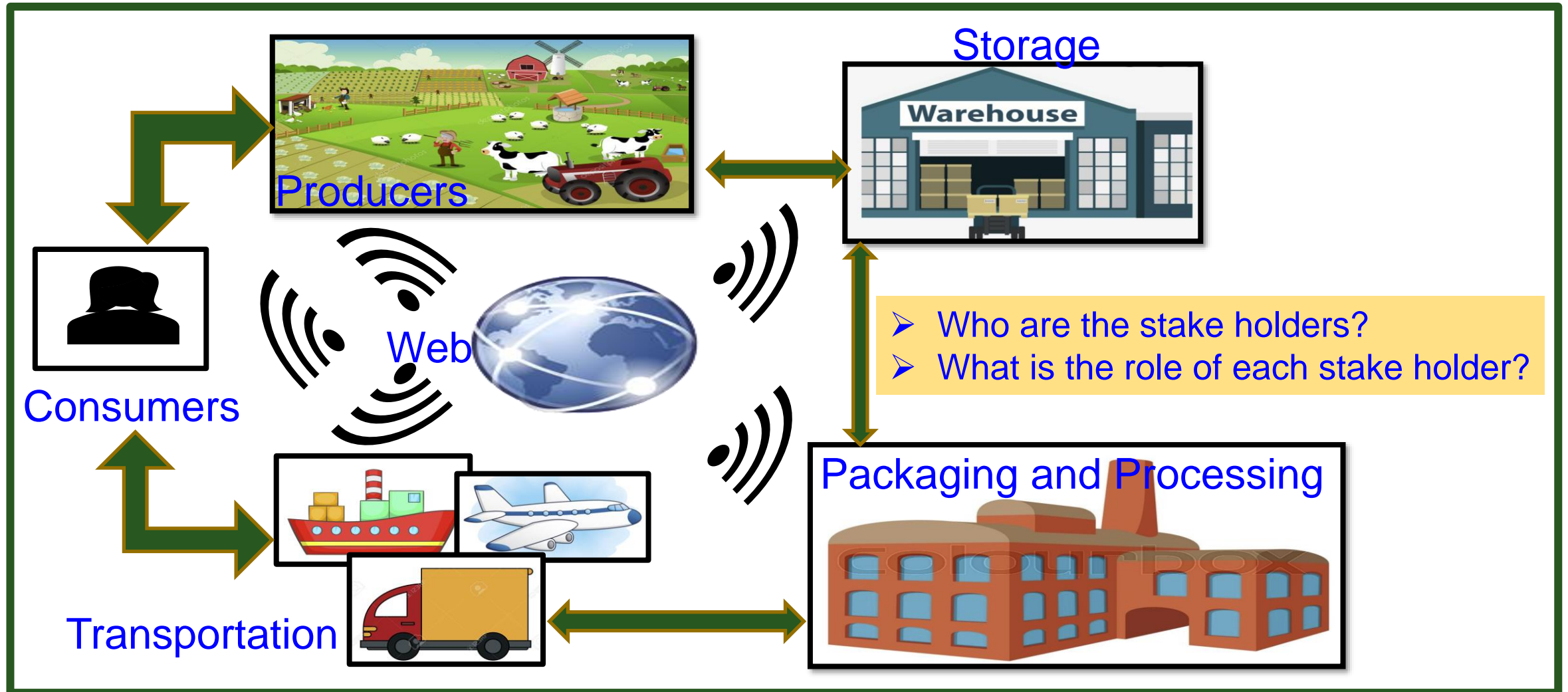
Centralized System



Blockchain based Decentralized System

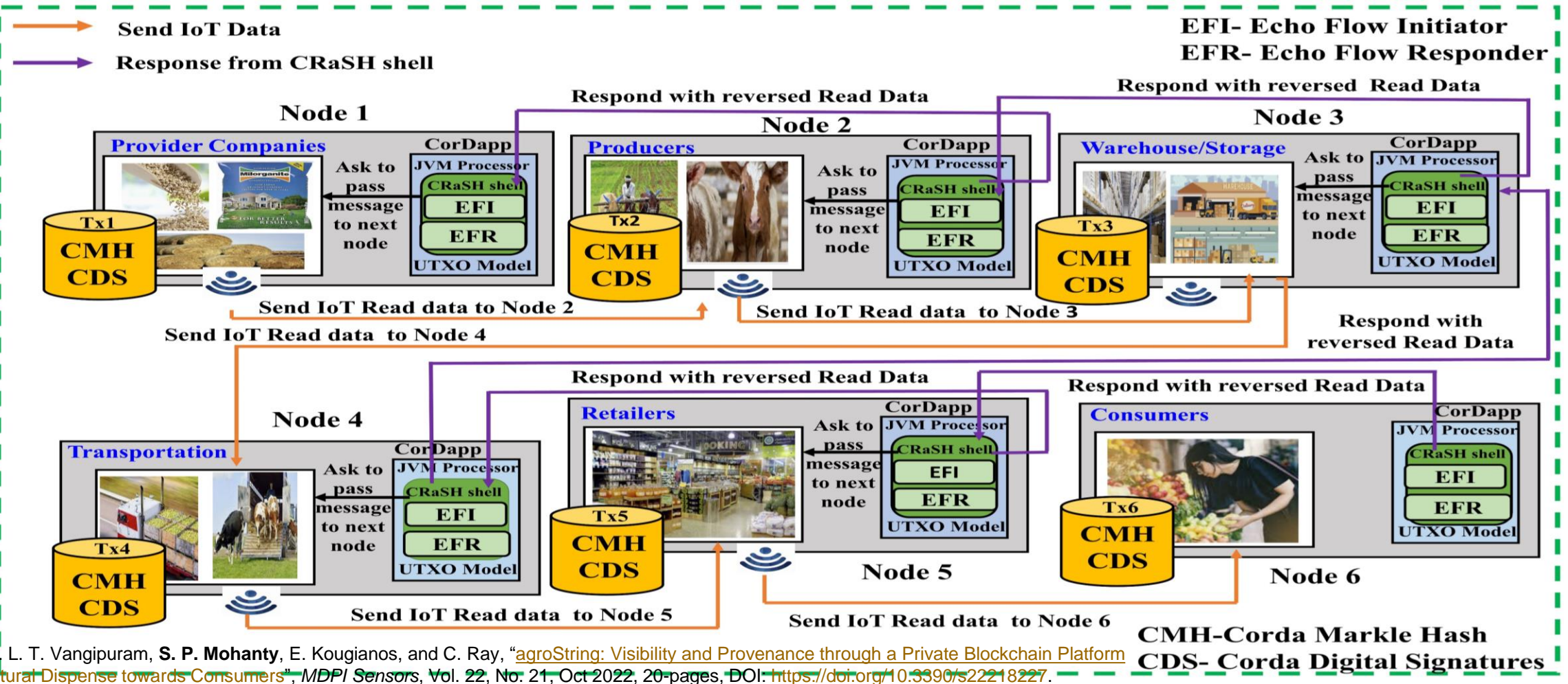
Source: Feng Tian, "An agri-food supply chain traceability system for China based on RFID & blockchain technology," in *Proc. 13th International Conference on Service Systems and Service Management (ICSSSM)*, 2016, pp. 1-6, doi: 10.1109/ICSSSM.2016.7538424.

Agriculture Supply Chain



Source: A. Mitra, S. L. T. Vangipuram, A. K. Bapatla, V. K. V. V. Bathalapalli, **S. P. Mohanty**, E. Kougianos, and C. Ray, "Everything You wanted to Know about Smart Agriculture", *arXiv Computer Science*, arXiv:2201.04754, Jan 2022, 45-pages.

Our agroString: Visibility and Provenance in Agriculture through a Private Blockchain



Source: S. L. T. Vangipuram, S. P. Mohanty, E. Kougianos, and C. Ray, "agroString: Visibility and Provenance through a Private Blockchain Platform for Agricultural Dispense towards Consumers", *MDPI Sensors*, Vol. 22, No. 21, Oct 2022, 20-pages, DOI: <https://doi.org/10.3390/s22218227>.

Our agroString: Comparative Perspectives

Application	Blockchain	Latency	Off-chain Storage	Transaction Cost	Financial Application
Fish Supplychain [16]	RFID	Not used	High	Centralized	Low
agro food Supplychain [17]	RFID	Ethereum	High	Decentralized	High
Cow Tracking [18]	IoT	Not Used	High	Centralized	Low
Traceability System [21]	Hyperledger	0.5 s	Used-Database	Hyperledger-No Cost	No
agroString [Current-Paper]	Corda	1ms	Not Used	No Cost	Yes


1 KB = 0.032 Eth[40] 1MB= 32.768 1Eth= 1944.84 [38]

Source: S. L. T. Vangipuram, **S. P. Mohanty**, E. Kougianos, and C. Ray, “agroString: Visibility and Provenance through a Private Blockchain Platform for Agricultural Dispense towards Consumers”, *MDPI Sensors*, Vol. 22, No. 21, Oct 2022, 20-pages, DOI: <https://doi.org/10.3390/s22218227>.

Is there a Reward for Doing Great Job in Farming?

Impact of Agriculture Finance on Farm Yield

Value Chain Financing



- Use of New Technology
- Improved access to banking services
- Adopting new technology easily

- Increased crop production
- Income is Increased



Agricultural Finance

Direct Financing



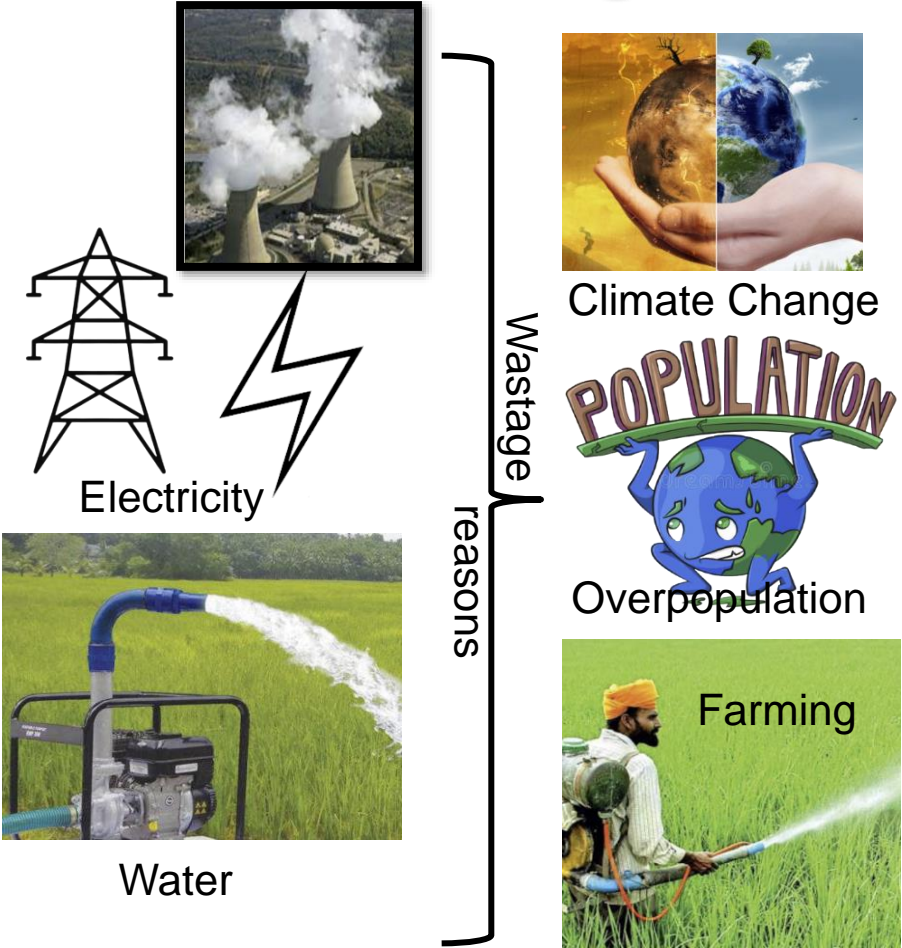
- Use of Traditional Tools
- Separation from the financial Services
- Isolation from financing



- Decreased crop production
- Low Yield
- Reduced Income

Source: S. L. T. Vangipuram, S. P. Mohanty, E. Kougianos, and C. Ray, "agroString: Visibility and Provenance through a Private Blockchain Platform for Agricultural Dispense towards Consumers", MDPI Sensors, Vol. 22, No. 21, Oct 2022, 20-pages, DOI: <https://doi.org/10.3390/s22218227>.

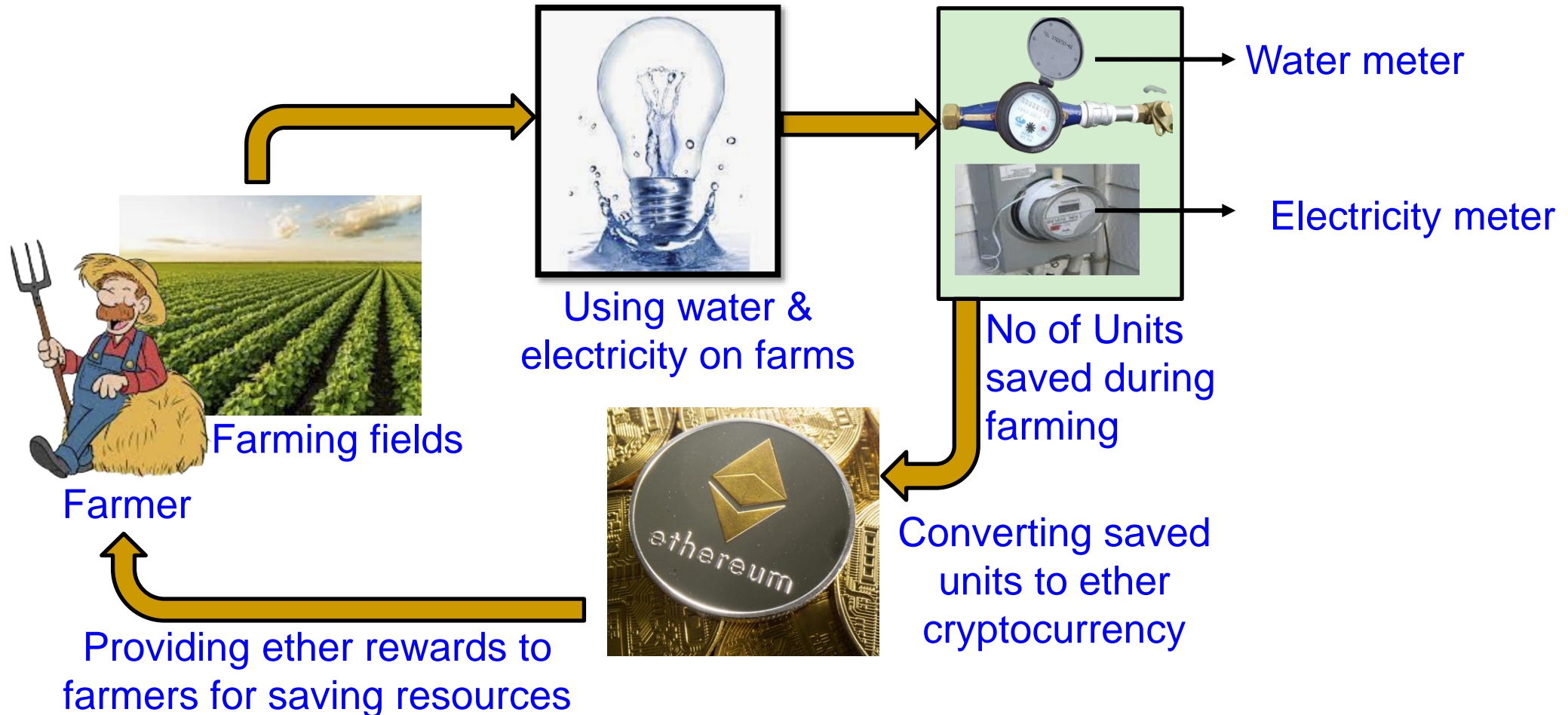
Our IncentiveChain: Blockchain Crypto-Incentive for Effective Usage of Power and Water in Smart Farming



- Water & energy use in different domains.
- Present Scenario: Electricity & water wastage
- Farming as main source for water and energy wastage.
- Recognizing farmers as main entity in farming.

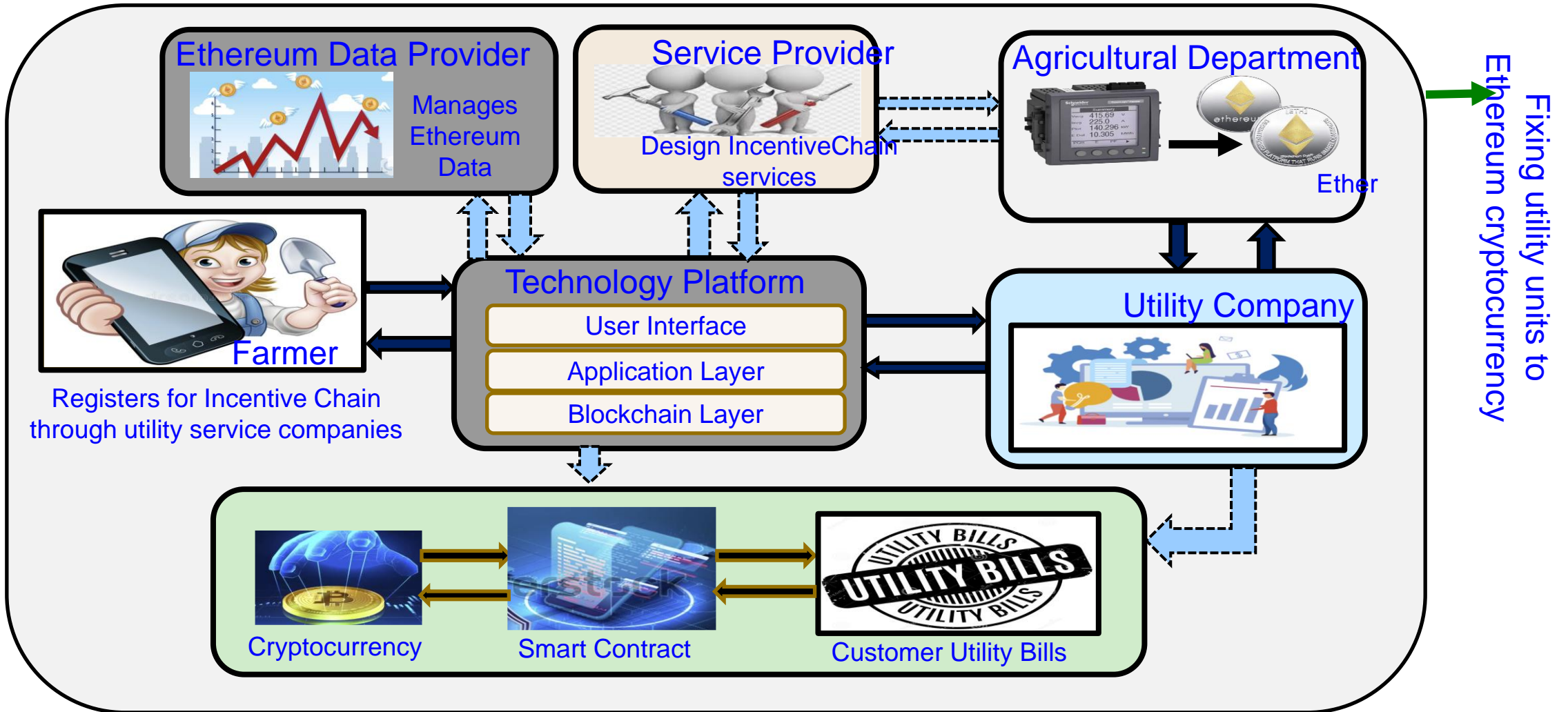
Source: S. L. T. Vangipuram, **S. P. Mohanty**, and E. Kougianos, "IncentiveChain: Blockchain Crypto-Incentive for Effective Usage of Power and Water in Smart Farming", in *Proceedings of the OITS International Conference on Information Technology (OCIT)*, 2022, pp. Accepted.

Our IncentiveChain: The Idea



Source: S. L. T. Vangipuram, **S. P. Mohanty**, and E. Kougianos, "IncentiveChain: Blockchain Crypto-Incentive for Effective Usage of Power and Water in Smart Farming", in *Proceedings of the OITS International Conference on Information Technology (OCIT)*, 2022, pp. Accepted.

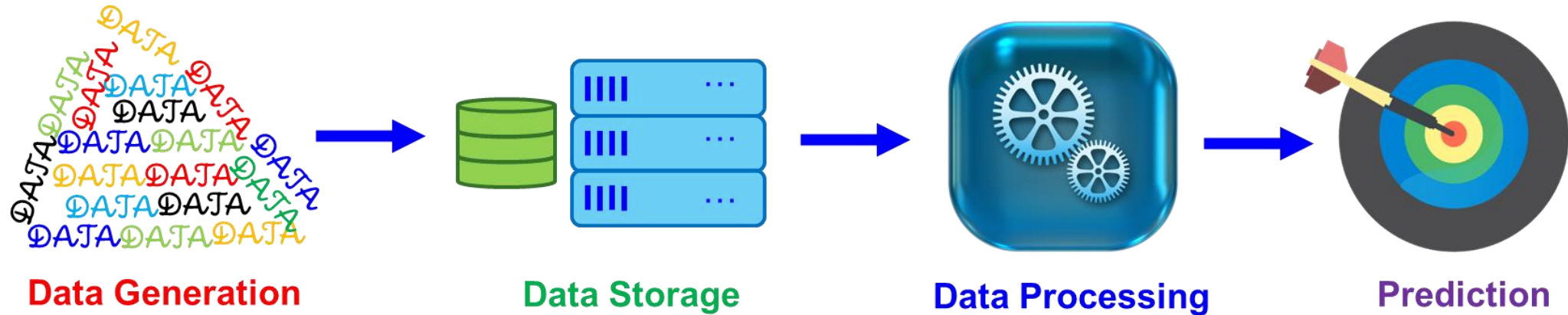
Our IncentiveChain: Architecture



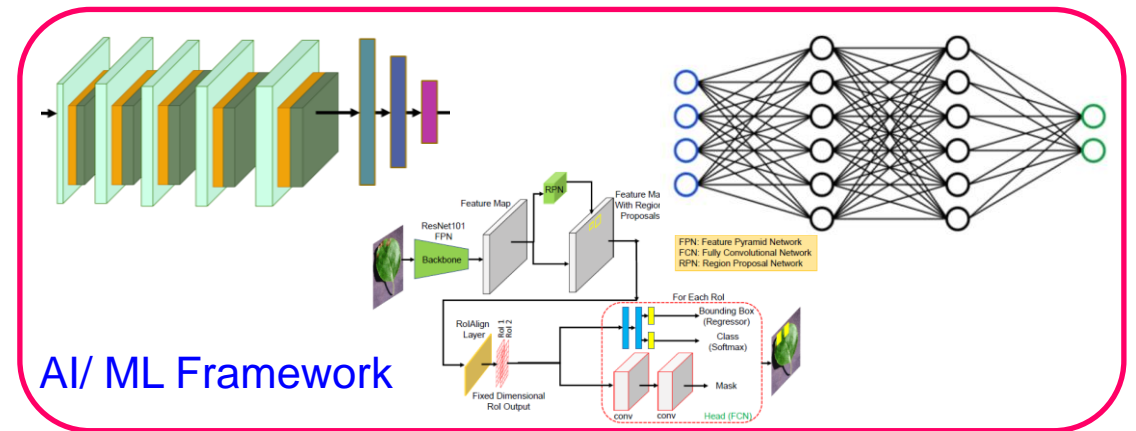
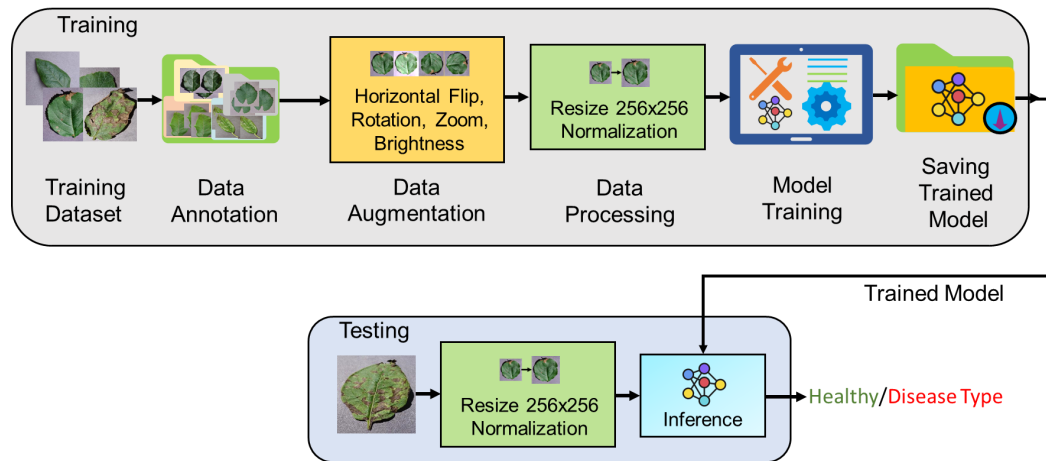
Source: S. L. T. Vangipuram, **S. P. Mohanty**, and E. Kougianos, "IncentiveChain: Blockchain Crypto-Incentive for Effective Usage of Power and Water in Smart Farming", in *Proceedings of the OITS International Conference on Information Technology (OCIT)*, 2022, pp. Accepted.

Smart Agriculture and Federated Learning

Smart Agriculture – AI/ML Workflow

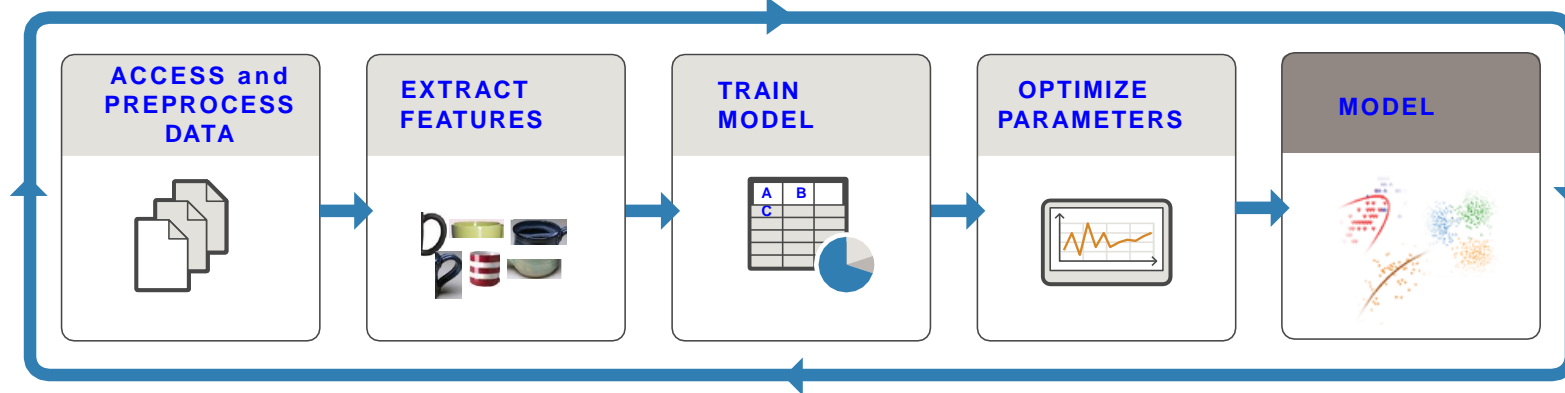


[Source: Alakananda Mitra, “Machine Learning Methods for Data Quality Aspects in Edge Computing Platforms,” PhD Dissertation, UNT, 2022.]



TinyML - Key for Smart Cities and Smart Villages

TRAIN: Iterate until you achieve satisfactory performance.

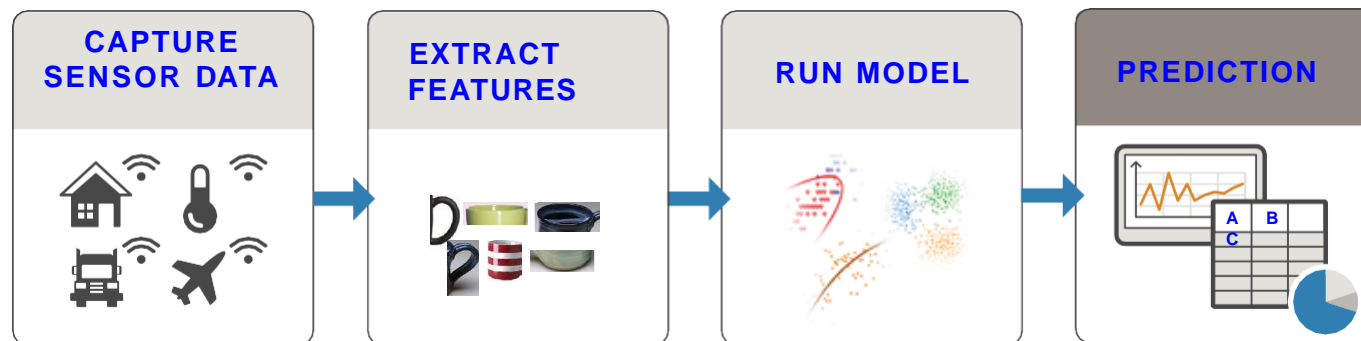


Needs Significant:

- Computational Resource
- Computation Energy

Solution: Reduce Training Time and/or Computational Resource

PREDICT: Integrate trained models into applications.



Needs:

- Computational Resource
- Computation Energy

Solution: TinyML

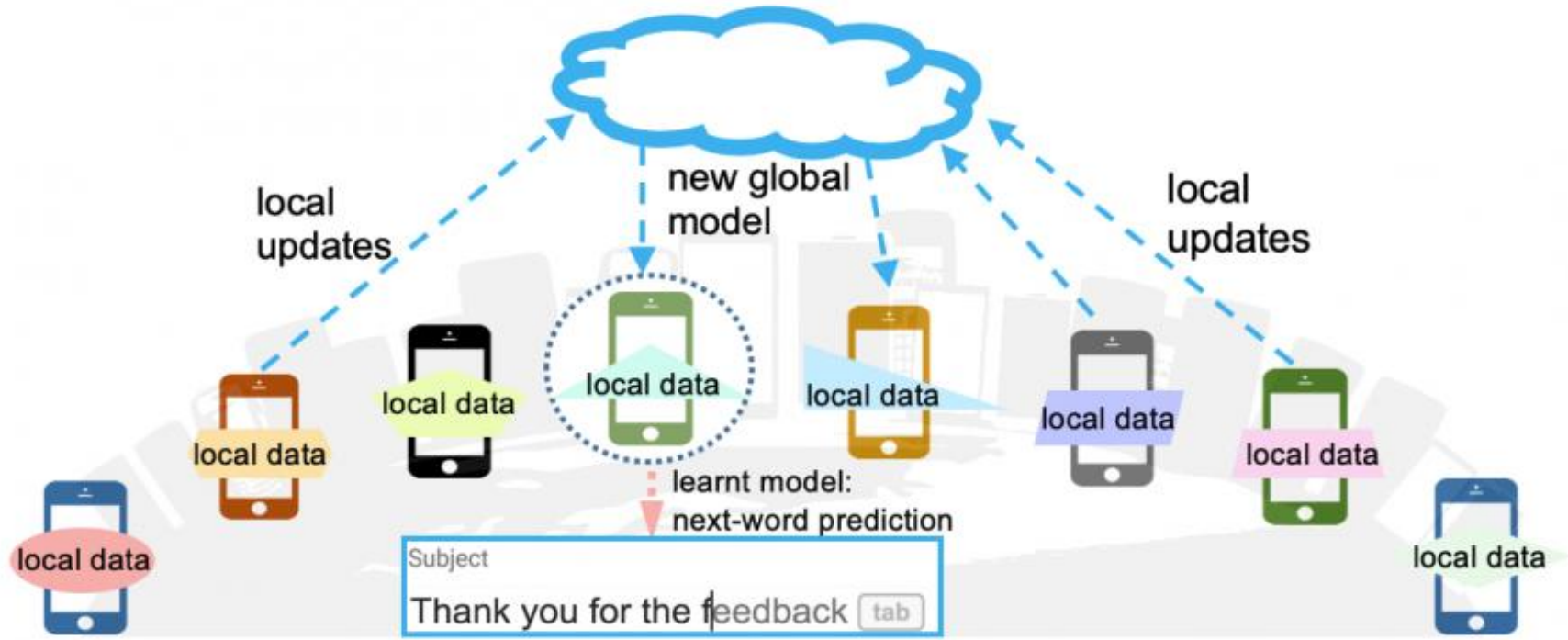
Source: <https://www.mathworks.com/campaigns/offers/mastering-machine-learning-with-matlab.html>

What is Federated Learning (FL) ?

- ❑ Federated Learning is way of model training in ML for heterogeneous and distributed data.
- ❑ It preserves the Privacy of data.
- ❑ Data does not come to the Model. Here Model is taken to the data.

Source: Z. Li, V. Sharma, and S. P. Mohanty, "Preserving Data Privacy via Federated Learning: Challenges and Solutions", *IEEE Consumer Electronics Magazine*, Vol. 9, No. 3, May 2020, pp. 8--16.

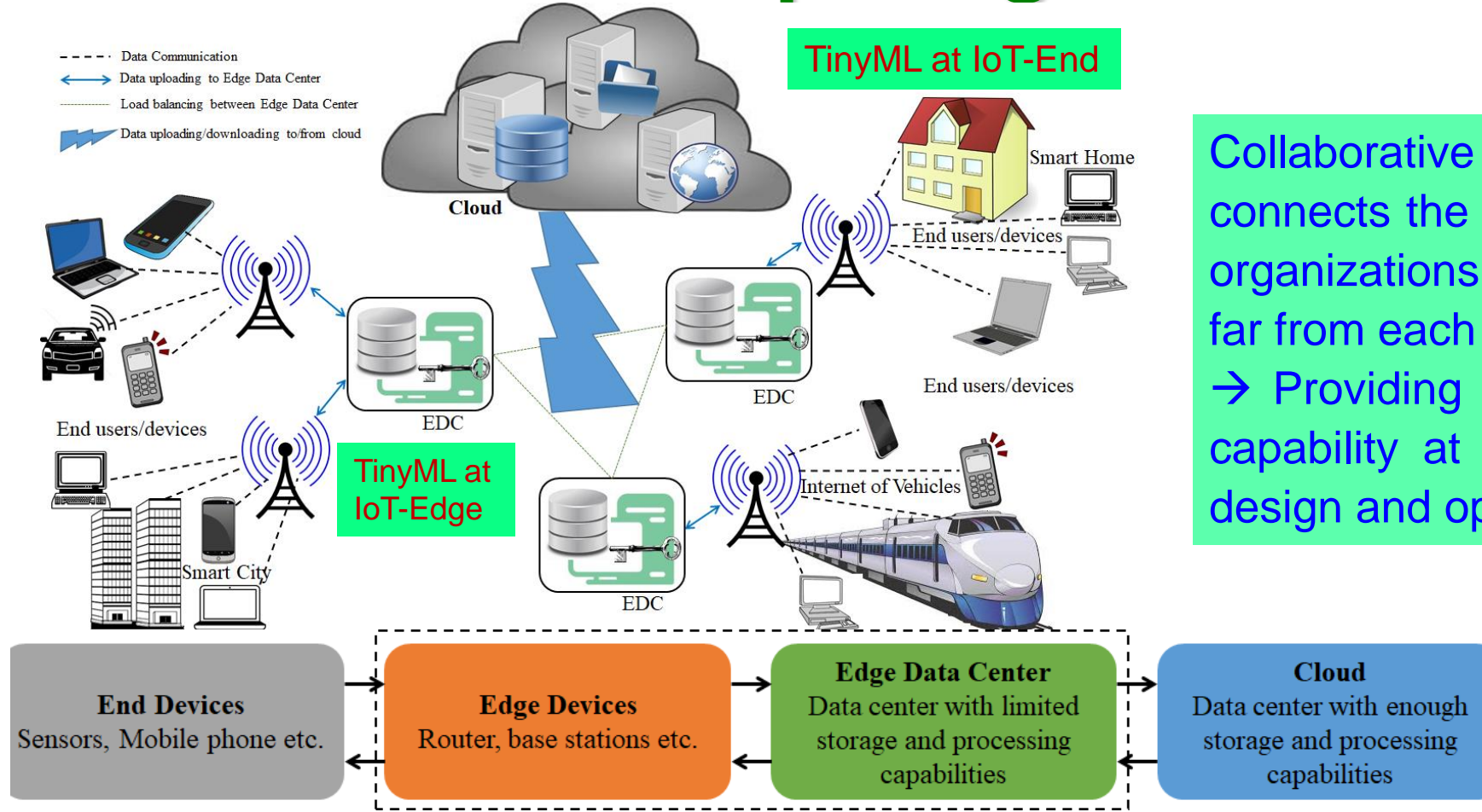
Motivation of Federated Learning (FL)



- Quality data exists at different location on various edge devices.
- Data privacy laws control the movement of data.
- FL is the way to provide ML solution without breaking privacy laws.

Source: Z. Li, V. Sharma, and S. P. Mohanty, "Preserving Data Privacy via Federated Learning: Challenges and Solutions", *IEEE Consumer Electronics Magazine*, Vol. 9, No. 3, May 2020, pp. 8--16.

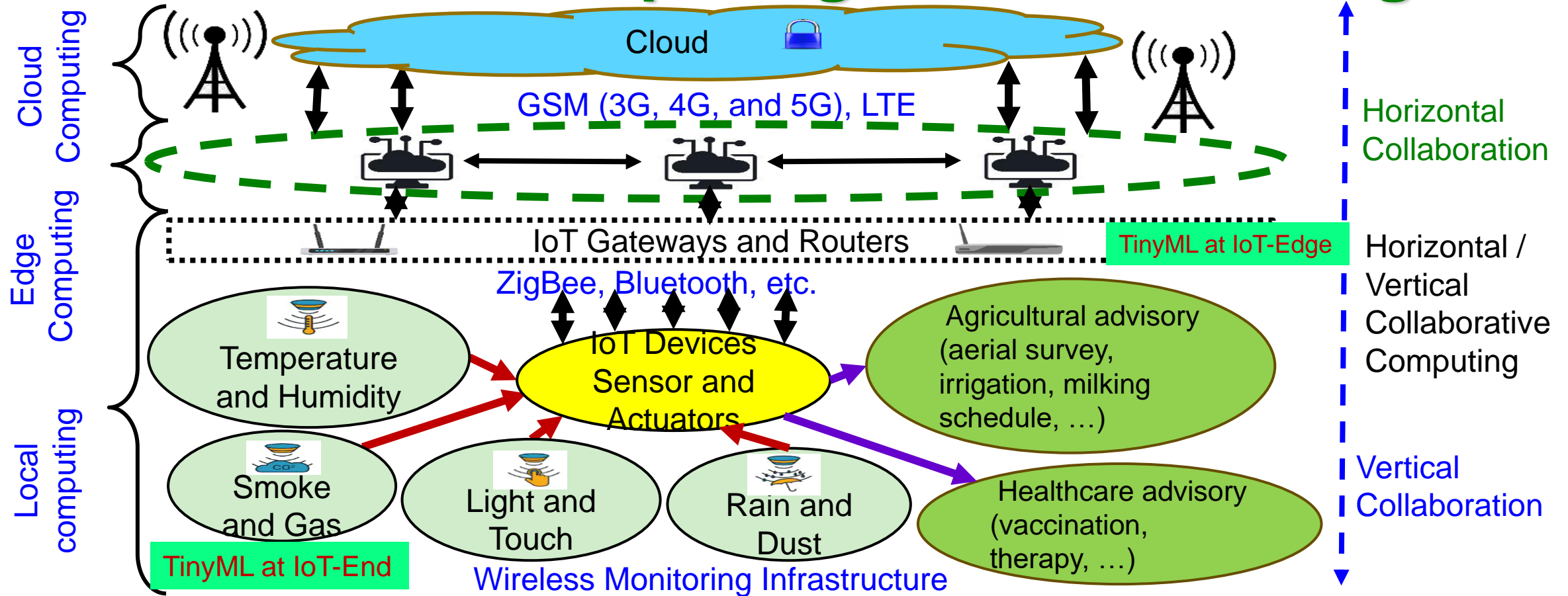
Collaborative Edge Computing is Cost Effective Sustainable Computing for Smart Villages



Collaborative edge computing connects the IoT-edges of multiple organizations that can be near or far from each other
 → Providing bigger computational capability at the edge with lower design and operation cost.

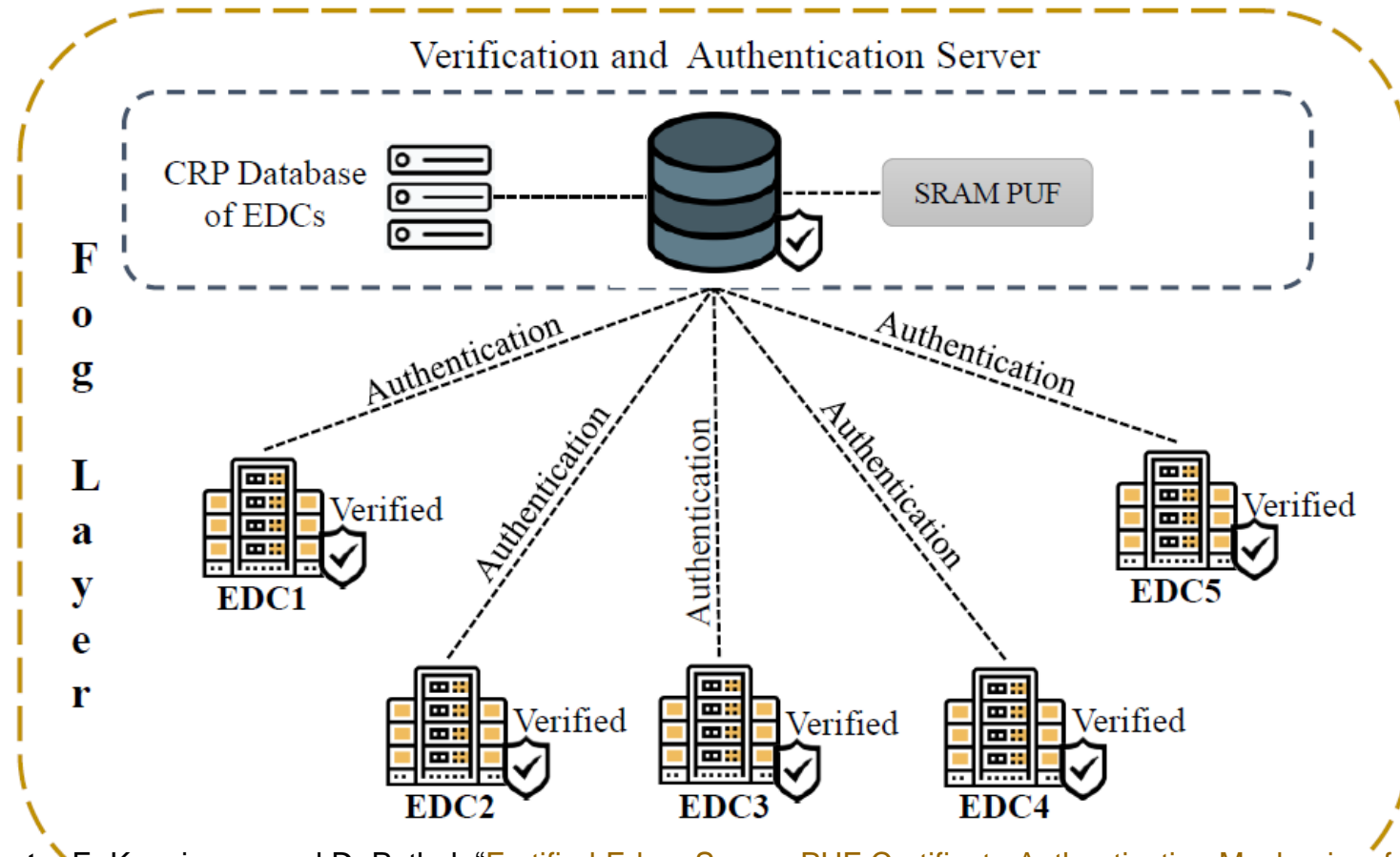
Source: D. Puthal, M. S. Obaidat, P. Nanda, M. Prasad, S. P. Mohanty, and A. Y. Zomaya, "Secure and Sustainable Load Balancing of Edge Data Centers in Fog Computing", *IEEE Communications Mag*, Vol. 56, No 5, May 2018, pp. 60--65.

Collaborative Edge Computing is Cost Effective Sustainable Computing for Smart Villages



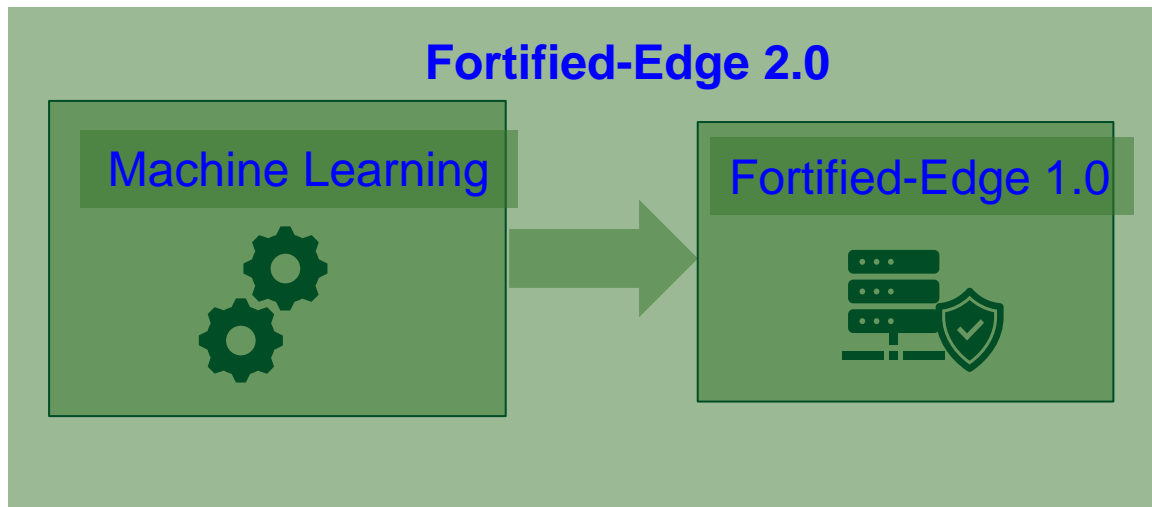
Source: D. Puthal, S. P. Mohanty, S. Wilson and U. Choppali, "Collaborative Edge Computing for Smart Villages", *IEEE Consumer Electronics Magazine (MCE)*, Vol. 10, No. 03, May 2021, pp. 68-71.

Our Fortified-Edge: PUF based Authentication in Collaborative Edge Computing



Source: S. G. Aarella, **S. P. Mohanty**, E. Kougianos, and D. Puthal, "Fortified-Edge: Secure PUF Certificate Authentication Mechanism for Edge Data Centers in Collaborative Edge Computing", in *Proceedings of the ACM Great Lakes Symposium on VLSI (GLSVLSI)*, 2023, pp. 249–254, DOI: <https://doi.org/10.1145/3583781.3590249>.

Our Fortified-Edge 2.0: ML based Monitoring and Authentication of PUF-Integrated Secure EDC

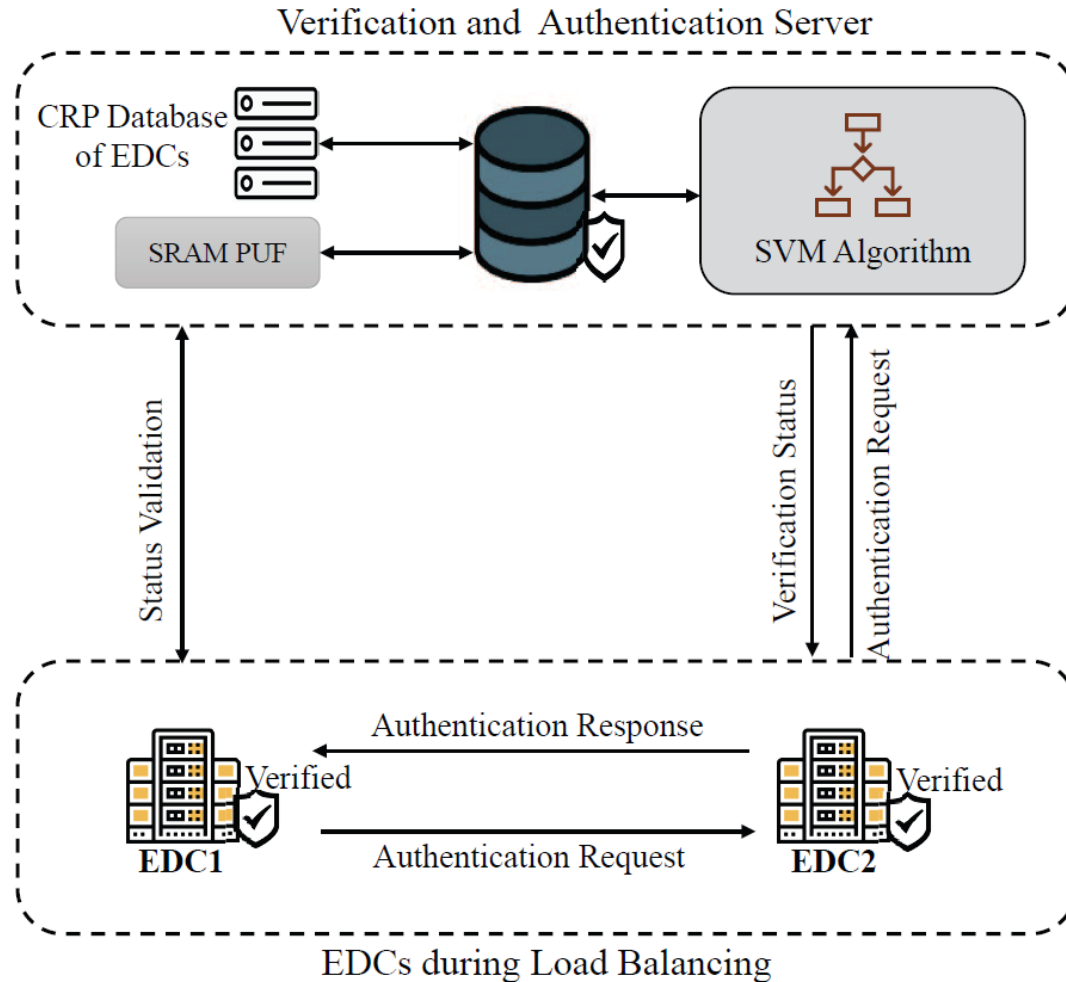


Features

- Secure, Low Latency Authentication
- Device identification
- Intrusion detection
- Attack Prevention
- EDC Monitoring
- Resilient against malicious Requests
- ML model suitable for a smaller dataset

Source: S. G. Aarella, **S. P. Mohanty**, E. Kougianos, and D. Puthal, "Fortified-Edge 2.0: Machine Learning based Monitoring and Authentication of PUF-Integrated Secure Edge Data Center", in *Proceedings of the IEEE-CS Symposium on VLSI (ISVLSI)*, 2023, pp. 1-6, DOI: <https://doi.org/10.1109/ISVLSI59464.2023.10238517>.

Our Fortified-Edge 2.0: ML based Monitoring and Authentication of PUF-Integrated Secure EDC

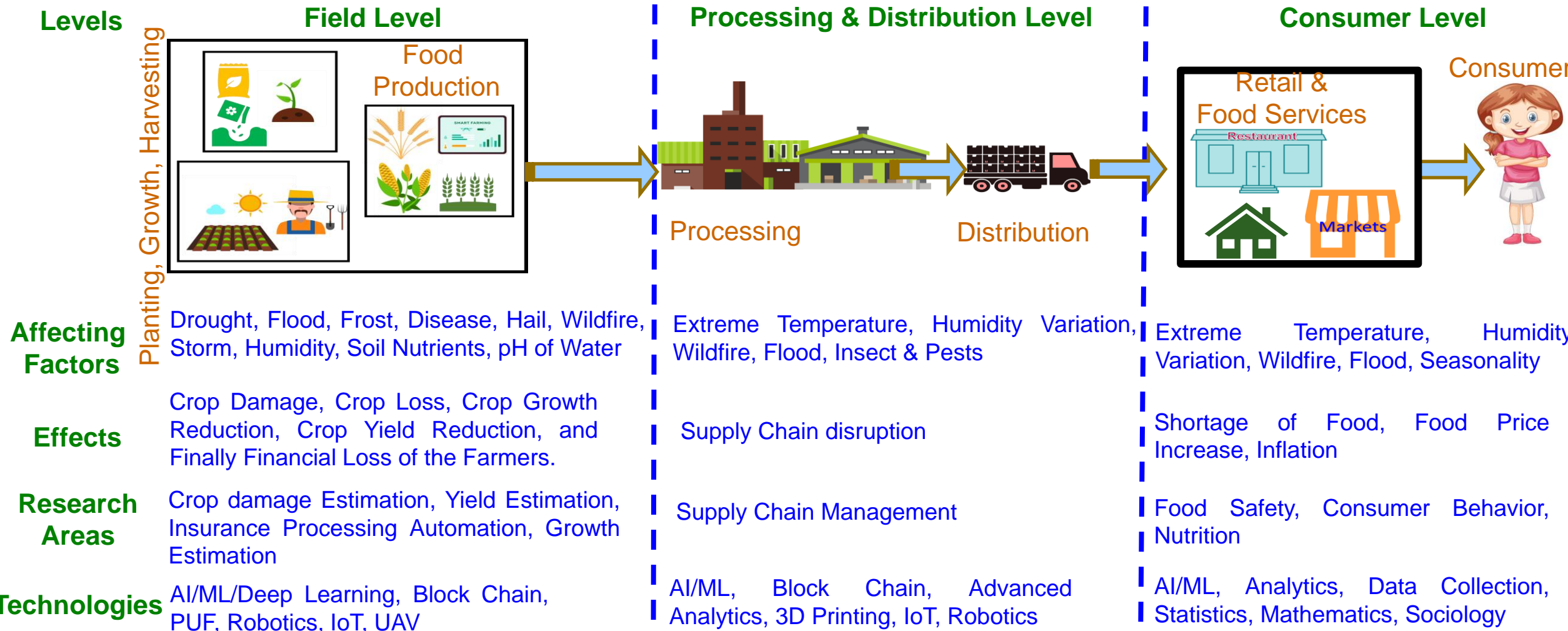


Source: S. G. Aarela, **S. P. Mohanty**, E. Kougianos, and D. Puthal, "Fortified-Edge 2.0: Machine Learning based Monitoring and Authentication of PUF-Integrated Secure Edge Data Center", in *Proceedings of the IEEE-CS Symposium on VLSI (ISVLSI)*, 2023, pp. 1-6, DOI: <https://doi.org/10.1109/ISVLSI59464.2023.10238517>.

Conclusions and Future Research



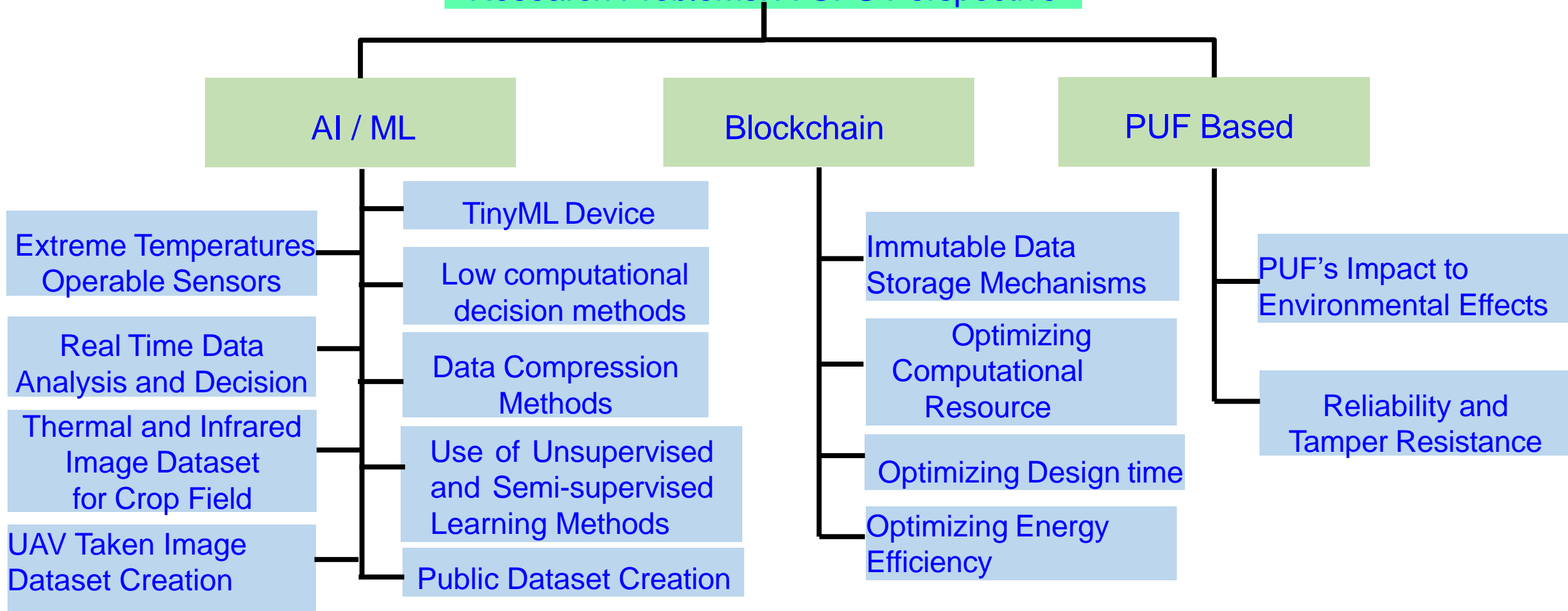
Smart Agriculture - Multifold Research Possibility



Source: A. Mitra, S. L. T. Vangipuram, A. K. Bapatla, V. K. V. V. Bathalapalli, **S. P. Mohanty**, E. Kougianos, and C. Ray, "Everything You wanted to Know about Smart Agriculture", *arXiv Computer Science*, arXiv:2201.04754, Jan 2022, 45-pages.

Smart Agriculture - Research Problems

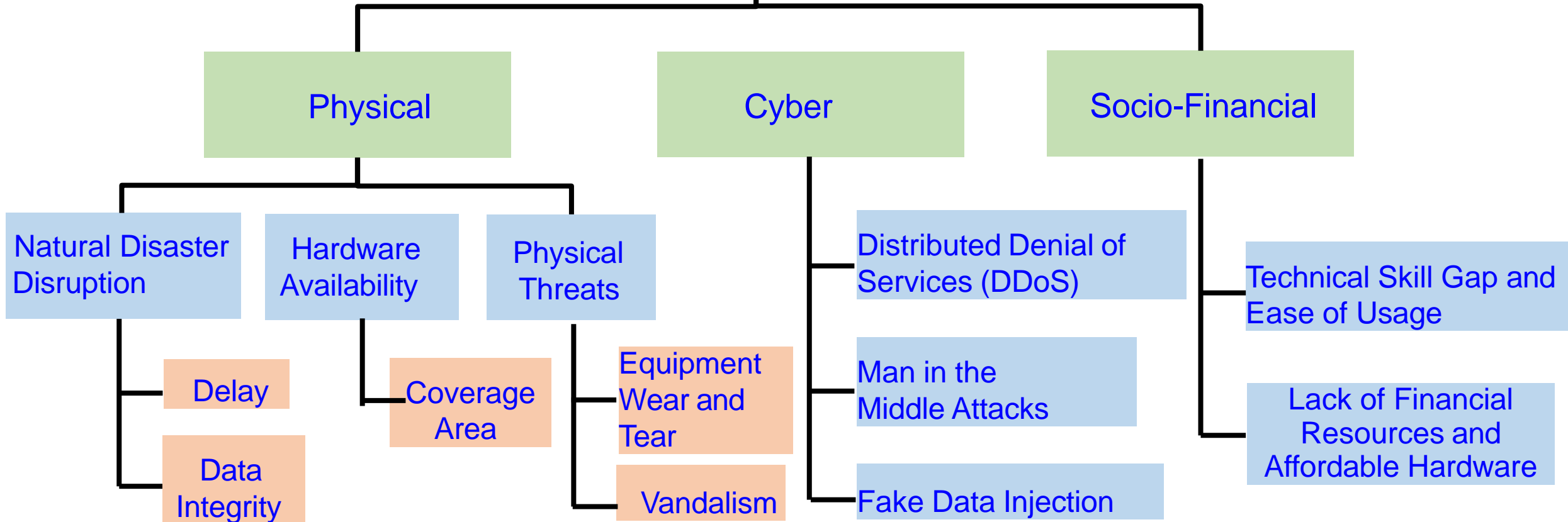
Research Problems: A-CPS Perspective



Source: A. Mitra, S. L. T. Vangipuram, A. K. Bapatla, V. K. V. V. Bathalapalli, **S. P. Mohanty**, E. Kougianos, and C. Ray, "Everything You wanted to Know about Smart Agriculture", *arXiv Computer Science*, arXiv:2201.04754, Jan 2022, 45-pages.

Smart Agriculture - Research Problems

Research Problems: IoAT Perspectives



Source: A. Mitra, S. L. T. Vangipuram, A. K. Bapatla, V. K. V. V. Bathalapalli, **S. P. Mohanty**, E. Kougianos, and C. Ray, "Everything You wanted to Know about Smart Agriculture", *arXiv Computer Science*, arXiv:2201.04754, Jan 2022, 45-pages.

Conclusion

- Smart Agriculture is a very needed advancement for sustainability of humans in coming years.
- Technologies in Smart Agriculture are improving, and new technologies are being introduced everyday.
- Smart agriculture research is very challenging as involves diverse form of life (plant, animal ...) and stake holder (farmer, engineers, distributor, insurance ...).
- Having A-CPS with limited network connectivity and power supply is challenging.
- Educating farmers is the main challenge.
- Not many years far from realizing dream of hunger free society.

Future Research

- Research in educating farmers with technology usage.
- Efficient energy consumption techniques as millions of IoT devices will involve.
- Blockchain in transparent chains for increasing consumer awareness and safety.
- Efficient sensors and actuator technologies.
- Big data analytics and AI methods.
- Communication and Connectivity Technologies
- Secure and privacy compliance approaches.